

Out Performs, Out Shines, Out Lasts

Security Locks / Latches / Bathroom / Sliding Door Locks
High Security Entrance Locks / Cylinders / Bathroom Privacy Doors



www.superiorbrass.com

Handles - everything.



*"Quality is never an accident,
it is the result of intention, innovation and skillful execution."*



The newly designed Supersafe High Security Entrance Lock is packed with features that you will not see in any other locks on the market. The new and improved mechanism is clean and engineered for simplicity ensuring a **7 YEAR MECHANICAL WARRANTY**.

Apart from the new durable heavy duty steel casing, the new Supersafe High Security Entrance Lock has a full sized locking bolt made from one piece of solid brass. The advantage of a full length solid bolt makes it virtually impossible for a burglar to force their entry by ramming the lock. The door jamb or the door itself will break before the solid bolt and steel case give way!

With a positive "flick" action single throw to lock/unlock the door, the bolt extends 24mm from the face of the lock (9001/9003 range) so you can rest assured that your most valuable possessions are superSAFE and secure.



SuperSafe High Security Entrance Lock

47.6mm centres



| Product # | Finish | Back Set |
|-----------|----------------|----------|
| 9000 | Polished Brass | 45mm |
| 29000 | Antique Finish | 45mm |
| 39000 | Chrome Plated | 45mm |
| 49000 | Satin Chrome | 45mm |
| 9001 | Polished Brass | 60mm |
| 29001 | Antique Finish | 60mm |
| 39001 | Chrome Plated | 60mm |
| 49001 | Satin Chrome | 60mm |

Separate Rebate Kit accessory

| | |
|-------|----------------|
| 9004 | Polished Brass |
| 29004 | Antique Finish |
| 39004 | Chrome Plated |
| 49004 | Satin Chrome |

includes integrated face & striker plate only



Integrated Rebated Lock

| Product # | Finish | Back Set |
|-----------|----------------|----------|
| 9002 | Polished Brass | 45mm |
| 29002 | Antique Finish | 45mm |
| 39002 | Chrome Plated | 45mm |
| 49002 | Satin Chrome | 45mm |
| 9003 | Polished Brass | 60mm |
| 29003 | Antique Finish | 60mm |
| 39003 | Chrome Plated | 60mm |
| 49003 | Satin Chrome | 60mm |

Auto Escape Function

myLOCK - integration

Integrated Latch / Privacy / Dead Bolt High Security Entrance Lock

| | |
|-------|----------------|
| 9219 | Polished Brass |
| 29219 | Antique Finish |
| 39219 | Chrome Plated |
| 49219 | Satin Chrome |

Separate Rebate Kit accessory

Satin Chrome - 49220

"Keyless" locking & Auto Exit functions

down load the myLOCK brochure from www.austyle.com.au



High Security Entrance Lock

85mm centres



| Product # | Finish | Back Set |
|-----------|----------------|----------|
| 9208 | Polished Brass | 45mm |
| 39208 | Chrome Plated | 45mm |
| 49208 | Satin Chrome | 45mm |
| 9209 | Polished Brass | 60mm |
| 39209 | Chrome Plated | 60mm |
| 49209 | Satin Chrome | 60mm |

Rebate Kit to suit

9210-PB / 39210-CP / 49210-SC



High Security Roller Catch Cylinder Dead Lock 60mm Backset

| | |
|-------|------------------------|
| 19015 | PVD Anti-Tarnish Brass |
| 29015 | Antique Finish |
| 39015 | Chrome Plated |
| 49015 | Satin Chrome |



Rebated Roller Lock

| | |
|-------|---------------|
| 39005 | Chrome Plated |
| 49005 | Satin Chrome |

Heavy Duty Dead Bolt Cylinder Lock 60mm Backset



euro cylinder and escutcheon sold separately

| | |
|-------|----------------|
| 9012 | Polished Brass |
| 29012 | Antique Finish |
| 39012 | Chrome Plated |
| 49012 | Satin Chrome |

Suitable for all internal/external applications
Hardened steel case and internal components
Positive Locking Mechanism



High Security Sliding Door Lock with 2 locating pins 45mm Backset

Euro profile cylinder

| | |
|-------|----------------|
| 9086 | Polished Brass |
| 29086 | Antique Finish |
| 39086 | Chrome Plated |
| 49086 | Satin Chrome |

5 lever sliding door lock

9084-PB / 39084-CP / 49084-SC

Rim Locks



9090 - Polished Brass
(Supplied with 2 keys)

9091 - Black Iron
(Supplied with 2 keys)

Used in conjunction with milled edge knobs (sold separately page 10)
PB #7005/7006 or Antique Finish # 27005/27006



Manufactured using high precision Italian CNC machinery - Manufactured to exceed ISO9001 international quality standards - Stainless Steel internal springs ensures durability and reliability - Cylinders are supplied KEYED ALIKE FREE OF CHARGE (ex. stock) - Approved for Master Keying - Suits all C4 profile cylinder locks and Euro profile escutcheons - Satin Chrome Finish 5 Pin 49142 / 49143 / 49144 / 49145 OR 6 PIN 49147 / 49149 cylinders are available keyed alike (free of charge ex.stock) across the range, allowing you the simplicity and flexibility of using the one key for different cylinders in different applications. (Please specify this requirement when ordering.)

5 PIN

C4 EURO SINGLE CYLINDER: 39mm



| Product # | Finish |
|-----------|----------------|
| 9142 | Polished Brass |
| 29142 | Antique Finish |
| 39142 | Chrome Plated |
| 49142 | Satin Chrome |


C4 EURO THUMB TURN CYLINDER: 39mm



| Product # | Finish |
|-----------|----------------|
| 9141 | Polished Brass |
| 39141 | Chrome Plated |
| 49141 | Satin Chrome |

5 PIN

C4 EURO DOUBLE CYLINDER: 60/65mm



| Product # | Finish |
|-------------|------------------------|
| 60mm | |
| 9143 | Polished Brass |
| 19143 | PVD Anti-Tarnish Brass |
| 29143 | Antique Finish |
| 39143 | Chrome Plated |
| 49143 | Satin Chrome |

65mm

| | |
|-------|----------------|
| 9144 | Polished Brass |
| 29144 | Antique Finish |
| 39144 | Chrome Plated |
| 49144 | Satin Chrome |

5&6 PIN

C4 EURO THUMB TURN CYLINDER: 60/70mm



| Product # | Finish |
|---------------------|----------------|
| 5 PIN - 60mm | |
| 9145 | Polished Brass |
| 29145 | Antique Finish |
| 39145 | Chrome Plated |
| 49145 | Satin Chrome |

6 PIN - 70mm

| | |
|-------|--------------|
| 49149 | Satin Chrome |
|-------|--------------|

6 PIN

C4 EURO DOUBLE CYLINDER: 70/80mm




| Product # | Finish |
|-------------|----------------|
| 70mm | |
| 9147 | Polished Brass |
| 39147 | Chrome Plated |
| 49147 | Satin Chrome |

80mm

| | |
|-------|----------------|
| 9148 | Polished Brass |
| 39148 | Chrome Plated |
| 49148 | Satin Chrome |

THUMB TURN BATHROOM/PRIVACY CYLINDER: 60mm



| Product # | Finish |
|-----------|----------------|
| 9146 | Polished Brass |
| 39146 | Chrome Plated |
| 49146 | Satin Chrome |



BLANK KEYS

Product # 9845
Blank C4
Cylinder Key



Passage Latches

Single Spring - 60mm

| | |
|-------|------------------------|
| 9031 | Polished Brass |
| 19031 | PVD Anti-Tarnish Brass |
| 29031 | Antique Finish |
| 39031 | Chrome Plated |
| 49031 | Satin Chrome |

Single Spring - 45mm

| | |
|-------|------------------------|
| 9028 | Polished Brass |
| 19028 | PVD Anti-Tarnish Brass |
| 29028 | Antique Finish |
| 39028 | Chrome Plated |
| 49028 | Satin Chrome |

Double Spring - 60mm

| | |
|-------|------------------------|
| 9030 | Polished Brass |
| 19030 | PVD Anti-Tarnish Brass |
| 29030 | Antique Finish |
| 39030 | Chrome Plated |
| 49030 | Satin Chrome |

Rebated Latch - 60mm

| | |
|-------|----------------|
| 9029 | Polished Brass |
| 29029 | Antique Finish |
| 39029 | Chrome Plated |
| 49029 | Satin Chrome |

Roller Catch Latch - 76x22mm (Backset 60mm)

| | |
|-------|----------------|
| 9026 | Polished Brass |
| 39026 | Chrome Plated |
| 49026 | Satin Chrome |

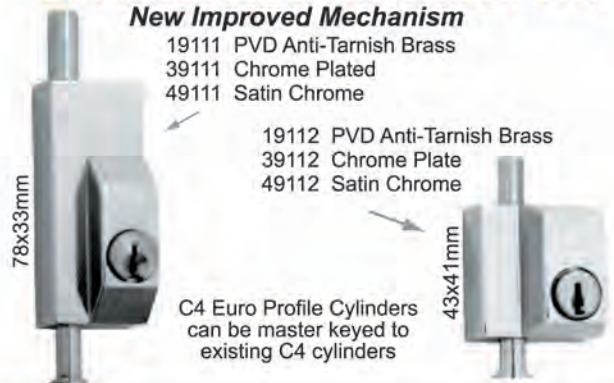


C4 Profile Patio Door / Window Lock

New Improved Mechanism

| | |
|-------|------------------------|
| 19111 | PVD Anti-Tarnish Brass |
| 39111 | Chrome Plated |
| 49111 | Satin Chrome |

| | |
|-------|------------------------|
| 19112 | PVD Anti-Tarnish Brass |
| 39112 | Chrome Plate |
| 49112 | Satin Chrome |



C4 Euro Profile Cylinders can be master keyed to existing C4 cylinders

Old Style Keyway (C-to-C 57mm)



3 Lever Sash Locks



| Product # | Finish | Back Set |
|-------------------------------|----------------|----------|
| 9020 | Polished Brass | 45mm |
| 29020 | Antique Finish | 45mm |
| 39020 (#39100-CP Budget Lock) | Chrome Plated | 45mm |
| 49020 | Satin Chrome | 45mm |
| 9021 (#9101-PB Budget Lock) | Polished Brass | 60mm |
| 29021 | Antique Finish | 60mm |
| 39021 | Chrome Plated | 60mm |
| 49021 | Satin Chrome | 60mm |

3 Lever Rebated Sash Locks



| Product # | Finish | Back Set |
|-----------|----------------|----------|
| 9047 | Polished Brass | 45mm |
| 29047 | Antique Finish | 45mm |
| 39047 | Chrome Plated | 45mm |
| 49047 | Satin Chrome | 45mm |
| 9048 | Polished Brass | 60mm |
| 29048 | Antique Finish | 60mm |
| 39048 | Chrome Plated | 60mm |
| 49048 | Satin Chrome | 60mm |

Bathroom / Privacy Options



Bathroom Mortise Lock

| Product # | Finish | Back Set |
|---------------------|----------------|----------|
| Heavy Duty / Budget | | |
| 9062 / 9102 | Polished Brass | 45mm |
| 29062 / 29102 | Antique Finish | 45mm |
| 39062 / 39102 | Chrome Plated | 45mm |
| 49062 | Satin Chrome | 45mm |
| 9022 | Polished Brass | 60mm |
| 29022 | Antique Finish | 60mm |
| 39022 | Chrome Plated | 60mm |
| 49022 | Satin Chrome | 60mm |



Rebat kit to suit bathroom lock (x9833)

Self Latching Snib Latch - Sliding Doors

100% STAINLESS STEEL CASE IDEAL FOR EXTERIOR / CORROSIVE ENVIRONMENTS



35mm Back Set

| | |
|-------|--------------------------|
| 19027 | PVD Anti-Tarnish Brass |
| 39027 | Polished Stainless Steel |
| 49027 | Satin Stainless Steel |

Self Latching Snib Latch - Hinged Doors



60mm Back Set

| | |
|-------|--------------------------|
| 19018 | PVD Anti-Tarnish Brass |
| 39018 | Polished Stainless Steel |
| 49018 | Satin Stainless Steel |

Cavity / Sliding Doors

| Product # | Finish |
|-----------|----------------|
| 9049 | Polished Brass |
| 29049 | Antique Finish |
| 39049 | Chrome Plated |
| 49049 | Satin Chrome |

| | |
|-------|----------------|
| 9050 | Polished Brass |
| 29050 | Antique Finish |
| 39050 | Chrome Plated |
| 49050 | Satin Chrome |




Latch



Lock

Bathroom Privacy Bolt with Indicator



38mm

68mm

| | |
|-------|----------------|
| 9014 | Polished Brass |
| 39014 | Chrome Plated |
| 49014 | Satin Chrome |

Bathroom Privacy Bolts and Adaptors with Emergency Release


Used in conjunction with 9040 snib
Features locating pin

| | |
|-------|------------------------|
| 19033 | PVD Anti-Tarnish Brass |
| 29033 | Antique Copper |
| 39033 | Chrome Plated |
| 49033 | Satin Chrome |


Bathroom Privacy Bolt

Used in conjunction with any snib design

| Product # | Finish |
|-----------|----------------|
| 9032 | Polished Brass |
| 29032 | Antique Finish |
| 39032 | Chrome Plated |
| 49032 | Satin Chrome |



36mm



60mm



Concealed Flush Fixing
9040 Polished Brass
39040 Chrome Plated
49040 Satin Chrome



Round - Concealed Fixing
19038 PVD Anti-Tarnish Brass
29038 Antique Copper
39038 Chrome Plated
49038 Satin Chrome



Round - Visible Fixing
9035 Polished Brass
29035 Antique Copper
39035 Chrome Plated
49035 Satin Chrome



SQUARE - Concealed Fixing
39046 Chrome Plated
49046 Satin Chrome



Rectangle - Visible Fixing
9037 Polished Brass
39037 Chrome Plated
49037 Satin Chrome



Rectangle - Visible Fixing
9034 Polished Brass
29034 Antique Copper
39034 Chrome Plated
49034 Satin Chrome

HANDLES - EVERYTHING


Superior Brass is a quality conscious company that has continuously invested in research and development which is the corner stone behind the release of many award winning products that are covered by international patents. This model of business practice has created a corporate culture that has built Superior Brass a formidable reputation as leaders in the Australian builders hardware market.

Superior Brass's corporate ethos is all about taking the initiative to release products which revolve around the customer's requirements and the 'Critical 4': **Functionality, Durability, Aesthetic Design and Affordability.**

A combination of Australian and European designers have focused on creating innovative products that are unique and exclusive to Superior Brass. Quality conscious hardware buyers have enabled Superior Brass to be the first to introduce (1995) the now popular PVD anti-tarnish brass finish range of door furniture. Superior Brass has pioneered many such innovations and has always provided consumers with the choice to take advantage of the latest technologies science has to offer, the choice of a comprehensive range of styles from which to choose and a variety of popular finishes.

With the combination of state of the art Italian CNC machinery and an emphasis on using quality raw materials, the 'Critical 4' and of course consumers like you, Superior Brass is well established and committed to providing the hardware industry with quality products well into the future.

"Quality is never an accident, it the result of intention, innovation and skillful execution."



Head Office: 137-145 Chesterville Rd. Moorabbin, Victoria 3189, Australia

Postal: P.O.Box 623, Moorabbin, Victoria 3189, Australia

(p) 03 9553 3559

(f) 03 9553 3558

(e) customerservice@superiorbrass.com



www.superiorbrass.com