



## Cedar & Hemlock

PRODUCT LISTING

Sustainable Style

COMMERCIAL | RESIDENTIAL | CUSTOM

[MODINEX.COM.AU](https://www.modinex.com.au)

# Modinex Group makes it easy to create spaces that delight – inside and out.

Modinex Group is the name behind a consolidated house of brands that are proven leaders in the architectural building products industry. Setting new benchmarks every year, our brands stand proudly at the forefront of innovation, design, supply, service and compliance.



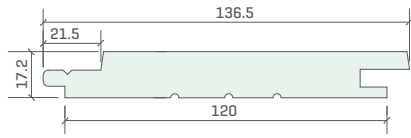
# Contents

|   |           |  |           |
|---|-----------|--|-----------|
| BeachClad Channel Cladding - Sawn Face..... | <b>04</b> | Shiplap.....                                   | <b>09</b> |
| Castelation® & Castelation® Screenclad..... | <b>04</b> | Shingles.....                                  | <b>09</b> |
| Castelation® Stepped Expression.....        | <b>05</b> | Rusticated Chamfer.....                        | <b>09</b> |
| Castelation® Screenclad TwoTone.....        | <b>06</b> | Channel.....                                   | <b>10</b> |
| Double Round Clad.....                      | <b>06</b> | Diamond Clad.....                              | <b>10</b> |
| Rib Clad.....                               | <b>06</b> | Weatherboard.....                              | <b>11</b> |
| Pin Stripe.....                             | <b>06</b> | Fluted.....                                    | <b>11</b> |
| Expresswood Vee-Joint (Hemlock).....        | <b>07</b> | Flat Panel.....                                | <b>11</b> |
| Kulture.....                                | <b>07</b> | Castelation® Stack.....                        | <b>11</b> |
| Scandinavian.....                           | <b>07</b> | Profile Listing.....                           | <b>12</b> |
| Vee-Joint.....                              | <b>08</b> | DAR - Dressed All Round (Square Dressed) ..... | 13        |
| Reversible Vee-Joint / Shiplap.....         | <b>08</b> | Trims.....                                     | 13        |
| Vee-Joint - Double Sided.....               | <b>08</b> | Sawn Cedar.....                                | 15        |

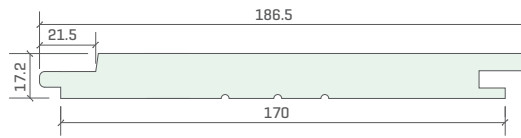


**PRODUCT LISTING**

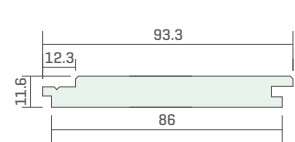
**BeachClad Channel Cladding - Sawn Face**




PR-CLS5E-STK-WRC-120X18



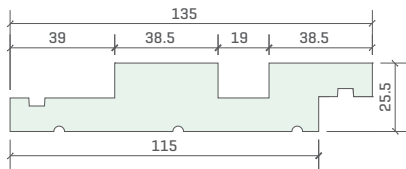
PR-CLS5E-STK-WRC-170X18



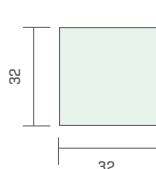
PR-CLS5S-WRC-86X12



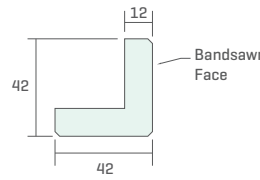
PR-CLS5S-WRC-133X12



PR-CLCG19C-STK-WRC-115X26




PR-REVSTOP-WRC-32X32-STK-B



PR-EC-WRC-42X42-STK-B

**AVAILABLE SPECIES**



KNOTTY CEDAR - STK

**BEACHCLAD CHANNEL COLOURS**



RAW



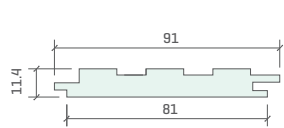
MIST - M



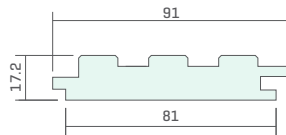
CHARRED - CRD

**Castelation® & Castelation® Screenclad**

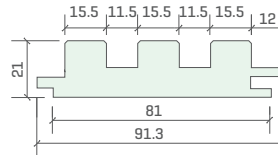
**CASTELATION® PROFILES**



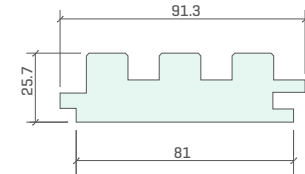
PR-CTE-81X12



PR-CTE-81X18

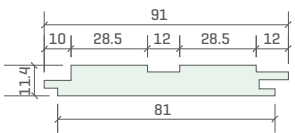


PR-CTE-81X21

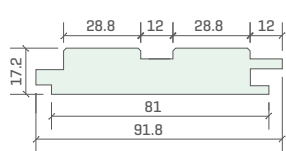


PR-CTE-81X26

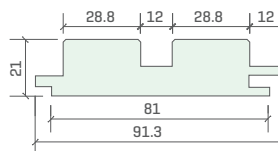
**CASTELATION® SCREENCLAD PROFILES**



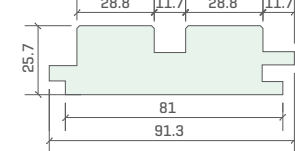
PR-SCE-81X12



PR-SCE-81X18



PR-SCE-81X21



PR-SCE-81X26

**AVAILABLE SPECIES**



CEDAR - WRC

**CASTELATION® & CASTELATION® SCREENCLAD COLOURS [IN CEDAR]**



CLEAR SATIN - CS



RAW

HW = Some profiles also available in Australian Hardwoods upon request; Blackbutt, Ironbark & Spotted Gum.

**PRODUCT LISTING**

**Castelation® Stepped Expression**



**CASTELATION® STEPPED EXPRESSION COMBINATIONS**

CSE 27 x 39  
CFE 27 x 17

CASTELATION® STEPPED COMBINATION #00001



CSE 27 x 67  
CFE 81 x 17

CASTELATION® STEPPED COMBINATION #00050



CFE 135 x 17  
CSE 27 x 67  
CFE 162 x 17

CASTELATION® STEPPED COMBINATION #00100



CSE 27 x 91  
CSE 27 x 67  
CSE 27 x 39  
CFE 27 x 17

CASTELATION® STEPPED COMBINATION #00150



CSE 27 x 91  
CSE 27 x 67  
CSE 27 x 39  
CFE 27 x 17

CASTELATION® STEPPED COMBINATION #00155



CFE 162 x 17  
CSE 27 x 91  
CSE 27 x 39  
CFE 27 x 17

CASTELATION® STEPPED COMBINATION #00200



SCE 81 x 26  
CTE 81 x 26

CASTELATION® STEPPED COMBINATION #00250



CSE 27 x 39  
DIA 81 x 26

CASTELATION® STEPPED COMBINATION #00300



CSE 27 x 67  
RIB 81 x 26

CASTELATION® STEPPED COMBINATION #00360



**CASTELATION® STEPPED EXPRESSION PROFILES**

PR-CFE-27X17

PR-CFE-54X17

PR-CFE-81X17

PR-CFE-135X17

PR-CFE-162X17

NOTE: CASTELATION® FLAT SERIES CAN ALSO BE USED BY THEMSELVES, IF A FLAT, NO GROOVE OR STEP IS DESIRED.

**CASTELATION® STEPPED EXPRESSION - STEP SERIES PROFILES**

PR-CSE-27X39

PR-CSE-27X67

PR-CSE-27X91

**AVAILABLE SPECIES**

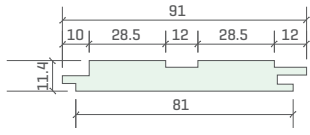
CEDAR - WRC

HEMLOCK - HEM

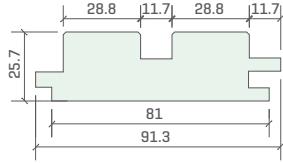
HW = Some profiles also available in Australian Hardwoods upon request; Blackbutt, Ironbark & Spotted Gum.

**PRODUCT LISTING**

**Castelation® Screenclad TwoTone**



PR-SCE-81X12\*



PR-SCE-81X26

**AVAILABLE SPECIES**



CEDAR - WRC



HEMLOCK - HEM

**CASTELATION® SCREENCLAD & TWOTONE COLOURS**



MOCHA - MTT  
CEDAR



SAGO - STT  
CEDAR



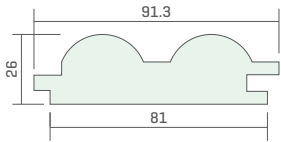
DOUBLE  
BLACK - DBTT  
HEMLOCK



DOUBLE  
WHITE - DWTT  
HEMLOCK

\* 12mm thick Castelation® Screenclad TwoTone only stocked in Mocha MTT Cedar and Sago STT Cedar, other colours in 12mm Run To Order.

**Double Round Clad**



PR-DRC-81X26

**AVAILABLE SPECIES**



CEDAR - WRC



HEMLOCK - HEM

**DOUBLE ROUND CLAD COLOURS [IN CEDAR]**

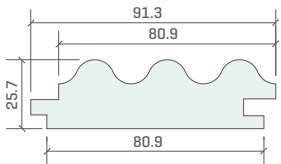


OILED

**Rib Clad**

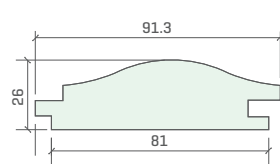


**RIB CLAD**



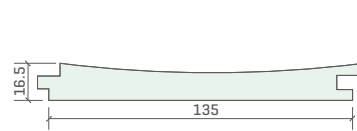
PR-RIB-81X26

**SINGLE RIB**

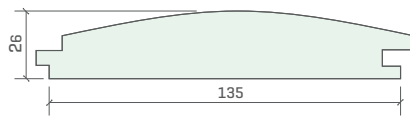


PR-SRIB-81X26

**SINGLE RIB  
INVERTED**



PR-SRIBIN-135X17



RIB PR-SRIB-135X26

**AVAILABLE SPECIES**




CEDAR - WRC




HEMLOCK - HEM

**RIB CLAD COLOURS**

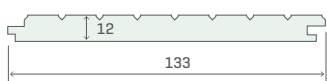


OILED CEDAR



CLEAR SATIN  
HEMLOCK

**Pin Stripe**



PR-PS16-WRC-133X12

**AVAILABLE SPECIES**



CEDAR - WRC

**PIN STRIPE COLOURS [IN CEDAR]**



BLACK - BLK

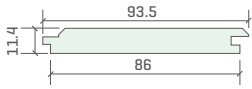


WHITE - WTE

HW = Some profiles also available in Australian Hardwoods upon request; Blackbutt, Ironbark & Spotted Gum.

## PRODUCT LISTING

### Expresswood Vee-Joint (Hemlock)



PR-VJSEW-86X12

#### AVAILABLE SPECIES



HEMLOCK - HEM

#### EXPRESSWOOD VEE-JOINT COLOURS (IN HEMLOCK)



RAW



BLACK WASH  
- BLW



CHARRED COPPER  
- CC



GREY WASH  
- GW



NATURAL SATIN  
- NS



RED WASH  
- RW



WHITE WASH  
- WW

### Kulture

#### KULTURE SAFARI



PR-KSF-WRC-133X12

#### AVAILABLE SPECIES



CEDAR - WRC

#### KULTURE COLOURS (IN CEDAR)



SAFARI WHITE  
- KSF WTE



SAFARI BLACK  
- KSF BLK

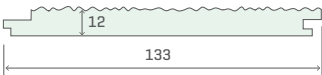


ZING WHITE  
- KZG WTE




ZING BLACK  
- KZG BLK

#### KULTURE ZING



PR-KZG-WRC-133X12

### Scandinavian



PR-SVEN-WRC-133X12

#### AVAILABLE SPECIES



KNOTTY CEDAR  
- STK

#### SCANDINAVIAN COLOURS (IN KNOTTY CEDAR)



BLACK - BLK



GOLD SEAM - GLD



GREY - GRY



JAPAN BLACK - JB



RED GOLD - RG




ICE - ICE




WHITE - WTE

**PRODUCT LISTING**


**Vee-Joint**




VJI-86X9-SN\*




VJI-136X9-SN\*




VJS-86X12-SN



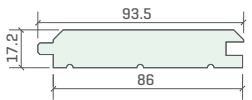
VJS-133X12-SN



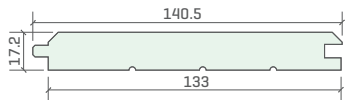
VJM-86X15



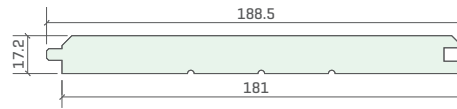
VJM-133X15



VJE-86X18



VJE-133X18



VJE-181X18

**AVAILABLE SPECIES**



CEDAR - WRC HEMLOCK - HEM

**VEE-JOINT COLOURS (IN CEDAR)**




CLEAR SATIN

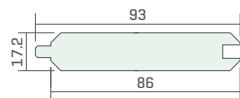
OILED

\* Also available in pre-finished satin. Vee Joint stocked in Hemlock for 9mm & 12mm thick profiles.

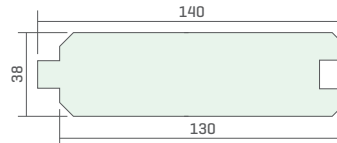
**Vee-Joint - Double Sided**



PR-DSVJS-WRC-133X12



PR-DSVJE-WRC-86X18



PR-DSVJB-WRC-130X38

**AVAILABLE SPECIES**



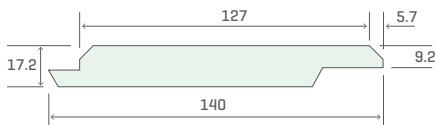
CEDAR - WRC

**VEE-JOINT - DOUBLE SIDED (IN CEDAR)**




VEE JOINT

**Reversible Vee-Joint / Shiplap**



PR-REVE-WRC-127X18-RAW-STK-B



PR-NSREVE-WRC-130X18

**AVAILABLE SPECIES**



CEDAR - WRC

**REVERSIBLE VEE-JOINT / SHIPLAP COLOURS (IN CEDAR)**



VEE JOINT

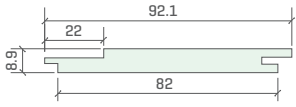


SHIPLAP




**PRODUCT LISTING**

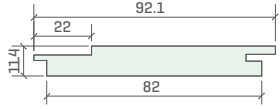
**Shiplap**




PR-SLI-WRC-82X9



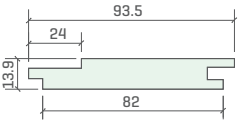
PR-SLI-WRC-133X9




PR-SLS-WRC-82X12



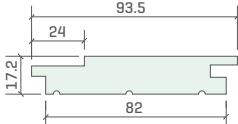
PR-SLS-WRC-133X12



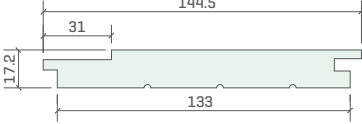
PR-SLM-WRC-82X15



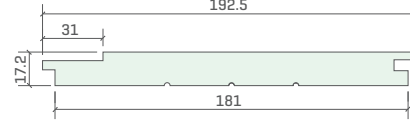
PR-SLM-WRC-133X15



PR-SLE-WRC-82X18



PR-SLE-WRC-133X18



PR-SLE-WRC-181X18

**AVAILABLE SPECIES**



CEDAR - WRC

**SHIPLAP COLOURS (IN CEDAR)**



SHIPLAP

**HW** = 82mm <133mm wide available in Australian hardwood upon request: Blackbutt, Ironbark & Spotted Gum.

**Shingles**



PR-BGS-WRC

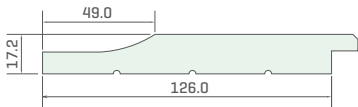
**GRADE:** NO. 1 BLUE LABEL PREMIUM CLEAR GRADE  
**SHINGLE SIZE:** 450MM [NOMINAL LENGTH]  
11MM THICK BUTT WIDTHS - VARIOUS  
**COVER:** 2.3M<sup>2</sup> PER BUNDLE @ 150MM EXPOSURE WHEN LAID

**AVAILABLE SPECIES**

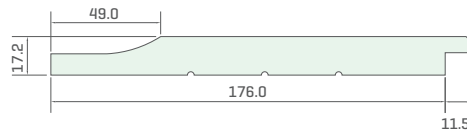


CEDAR - WRC

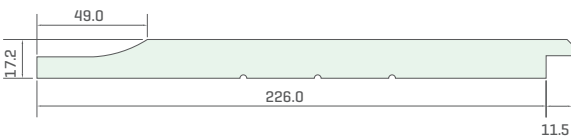
**Rusticated Chamfer**



PR-WRC-RWE-126X18



PR-WRC-RWE-176X18



PR-WRC-RWE-226X18

**AVAILABLE SPECIES**




CEDAR - WRC

**PRODUCT LISTING**


**Channel**

HW

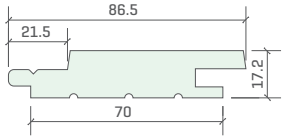
**CHANNEL PROFILES**



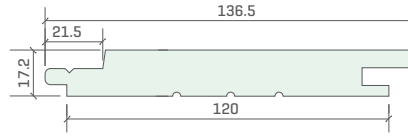
PR-CLS5S-WRC-86X12\*



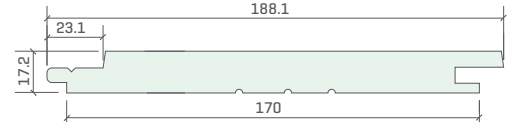
PR-CLS5S-WRC-133X12\*



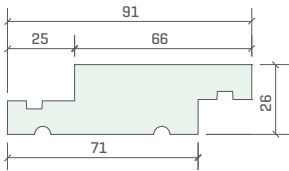
PR-CLS5E-WRC-70X18



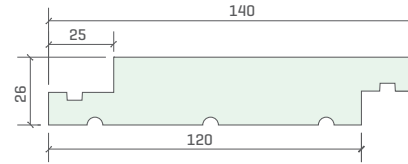
PR-CLS5E-WRC-120X18



PR-CLS5E-WRC-170X18

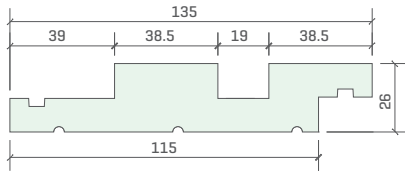


PR-CLS5C-WRC-71X26

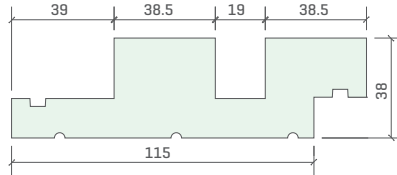


PR-CLS5C-WRC-120X26

**CHANNEL WITH CENTRE GROOVE PROFILES**



PR-CLCG19C-WRC-115X26



PR-CLCG19B-WRC-115X38

**AVAILABLE SPECIES**



CEDAR - WRC HEMLOCK - HEM

**CHANNEL  
[IN CEDAR]**

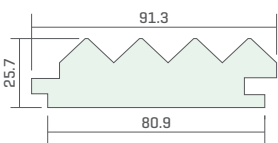
**CHANNEL WITH  
CENTRE GROOVE  
[IN CEDAR]**



HW = 12mm < 18mm thick available in Australian hardwood upon request: Blackbutt, Ironbark & Spotted Gum.  
\* 12mm Available in Hemlock.

**Diamond Clad**

HW



DIA-81X26

**AVAILABLE SPECIES**

**DIAMOND CLAD  
[IN CEDAR]**

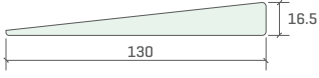


CEDAR - WRC HEMLOCK - HEM

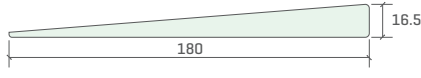
HW = Available in Australian Hardwoods upon request: Blackbutt, Ironbark & Spotted Gum.

**PRODUCT LISTING**

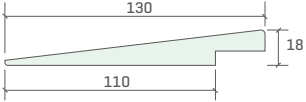
**Weatherboard**



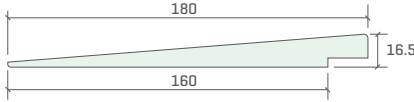
PR-WB-WRC-110X18-STK-B



PR-WB-WRC-160X18-STK-B



PR-WBR-WRC-110X18-STK-BD



PR-WBR-WRC-160X18-STK-BD

**AVAILABLE SPECIES**



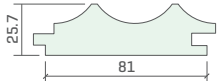
KNOTTY CEDAR - STK

STK Profiles are Select Tight Knot Grade.

**WEATHERBOARD [IN CEDAR]**



**Fluted**



PR-FLT-WRC-81X26

**AVAILABLE SPECIES**



CEDAR - WRC



HEMLOCK - HEM

**FLUTED COLOURS**



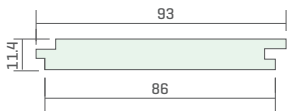
OILED CEDAR




CLEAR SATIN HEMLOCK

**HW** = Available in Australian Hardwoods upon request: Blackbutt, Ironbark & Spotted Gum.

**Flat Panel**



PR-FPS-WRC-86X12



PR-FPS-WRC-133X12

**AVAILABLE SPECIES**



CEDAR - WRC



HEMLOCK - HEM

**FLAT PANEL [IN CEDAR]**

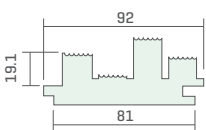


No channel when joined

**HW** = Available in Australian Hardwoods upon request: Blackbutt, Ironbark & Spotted Gum.

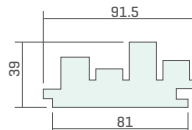
**Castelation® Stack**

**CASTELATION® ROUGH STACK**



PR-CRS-WRC-81X39

**CASTELATION® SMOOTH STACK**



PR-CSS-WRC-81X39

**AVAILABLE SPECIES**



CEDAR - WRC




HEMLOCK - HEM

**ROUGH STACK [IN CEDAR]**



**SMOOTH STACK [IN CEDAR]**



## PRODUCT LISTING

### Altaché Clad - External



PR-AC-WRC-97X18-BLK  
PR-AC-WRC-97X18-CLR

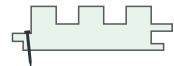
PR-AC-WRC-147X18-BLK  
PR-AC-WRC-147X18-CLR

### Altaché Finline



PR-AF-WRC-142X10-BLK  
PR-AF-WRC-142X10-CLR  
PR-AF-HEM-142X10-BLK  
PR-AF-HEM-142X10-CLR

### Castelation

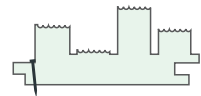


PR-CTE-WRC-81X12

PR-CTE-WRC-81X18

PR-CTE-HEM-81X26  
PR-CTE-WRC-81X26  
PR-CTE-WRC-81X26-CS

### Castelation Stack Profiles



PR-CRS-WRC-81X39

PR-CSS-WRC-81X39  
PR-CSS-HEM-81X39

### Viroc



PR-VRC-COM-12X3000X1250-OCH-RAW  
PR-VRC-COM-12X3000X1250-RED-RAW

### Channel Cladding



PR-CLS5S-WRC-86X12  
PR-CLS5S-HEM-86X12


PR-CLS5S-WRC-133X12  
PR-CLS5S-HEM-133X12

PR-CLS5E-WRC-70X18

PR-CLS5E-WRC-120X18  
PR-CLS5E-WRC-170X18

PR-CLSS5C-WRC-71X26

### Shingles



PR-BGS-CEDAR

### Shiplap



PR-SLI-WRC-82X9

PR-SLI-WRC-133X9

PR-SLS-WRC-82X12

PR-SLS-WRC-133X12

PR-SLM-WRC-82X15

PR-SLM-WRC-133X15

PR-SLE-WRC-82X18

PR-SLE-WRC-133X18

PR-SLE-WRC-133X18

PR-SLE-WRC-181X18

### Shiplap Reversible / Veejoint



PR-NSREVE-WRC-130X18

PR-REVE-WRC-127X18-RAW-STK-B

### Veejoint



PR-VJI-HEM-86X9-MWTE

PR-VJI-WRC-86X9

PR-VJI-WRC-86X9-CS

PR-VJI-HEM-86X9

PR-VJI-WRC-136X9

PR-VJI-WRC-136X9-CS

PR-VJS-WRC-86X12

PR-VJS-HEM-86X12

PR-VJS-WRC-133X12

PR-VJS-HEM-133X12

PR-VJM-WRC-86X15

PR-VJM-WRC-133X15

PR-VJE-WRC-86X18

PR-VJE-WRC-133X18

PR-VJE-WRC-181X18

### Expresswood Vee-Joint (Hemlock)



PR-EWVJ-HEM-86X12-NS

PR-EWVJ-HEM-86X12-WW

### Veejoint Double Sided



PR-DSVJS-WRC-133X12

PR-DSVJE-WRC-86X18

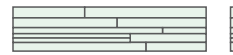
PR-DSVJB-WRC-130X38

### Weatherboard



PR-WB-WRC-170X18-STK-BD  
PR-WBR-WRC-170X18-STK-BD

### Cedar Original Tile




CP-TSP-WRC-750X170-8PK

CP-TSP-WRC-750X170-BJ-8PK

CP-TSP-WRC-750X170-CS-8PK

### Cedar Sleek Tile



CP-SLKT-L-WRC-138X9-BTT-SQM

## PRODUCT LISTING

### DAR - Dressed All Round



PR-DAR-WRC-12X12  
 PR-DAR-WRC-19X12  
 PR-DAR-WRC-31X12  
 PR-DAR-WRC-40X12  
 PR-DAR-WRC-67X12  
 PR-DAR-WRC-91X12  
 PR-DAR-WRC-116X12  
 PR-DAR-WRC-140X12  
 PR-DAR-WRC-190X12  
 PR-DAR-WRC-220X12  
 PR-DAR-WRC-18X18  
 PR-DAR-WRC-18X18-CS  
 PR-DAR-WRC-18X18-P  
 PR-DAR-WRC-18X18-SBW  
 PR-DAR-WRC-18X18-W  
 PR-DAR-WRC-31X18  
 PR-DAR-WRC-40X18  
 PR-DAR-WRC-67X18  
 PR-DAR-WRC-91X18  
 PR-DAR-WRC-116X18  
 PR-DAR-WRC-140X18  
 PR-DAR-WRC-190X18  
 PR-DAR-WRC-240X18  
 PR-DAR-WRC-290X18  
 PR-DAR-WRC-30X30  
 PR-DAR-WRC-40X30  
 PR-DAR-WRC-67X30  
 PR-DAR-WRC-91X30

### DAR - Dressed All Round



PR-DAR-WRC-116X30  
 PR-DAR-WRC-140X30  
 PR-DAR-WRC-190X30  
 PR-DAR-WRC-240X30  
 PR-DAR-WRC-290X30  
 PR-DAR-WRC-40X40  
 PR-DAR-WRC-67X40  
 PR-DAR-WRC-91X40  
 PR-DAR-WRC-116X40  
 PR-DAR-WRC-140X40  
 PR-DAR-WRC-190X40  
 PR-DAR-WRC-240X40  
 PR-DAR-WRC-290X40  
 PR-DAR-HEM-18X18  
 PR-DAR-HEM-31X18  
 PR-DAR-HEM-40X18  
 PR-DAR-HEM-67X18  
 PR-DAR-HEM-91X18  
 PR-DAR-HEM-140X18  
 PR-DAR-HEM-190X18  
 PR-DAR-HEM-30X30  
 PR-DAR-HEM-40X30  
 PR-DAR-HEM-40X40  
 PR-DAR-HEM-67X40  
 PR-DAR-HEM-91X40  
 PR-DAR-HEM-140X40  
 PR-DAR-HEM-190X40

### Pencil Round Screening



PR-PR-WRC-40X18  
 PR-PR-WRC-67X18  
 PR-PR-WRC-91X18  
 PR-SRSM-WRC-67X40

### Halfa Splayed



PR-HSPL-WRC-67X18  
 PR-HSPL-WRC-91X18

### Lambs Tongue & NSW Colonial



PR-NSLAMB-WRC-67X18  
 PR-NSLAMB-WRC-91X18

### Post Mouldings

























PR-POST-WRC-83X40  
 PR-WC-WRC-67X40

### External Cladding Trim



PR-ECT-WRC-40X40  
 PR-ECT-WRC-48X48

## PRODUCT LISTING

|                                 |  |  |                                     |   |   |
|---------------------------------|--|--|-------------------------------------|---|---|
| <b>External Corner</b>          |    | PR-EC-WRC-18X18<br>PR-EC-WRC-30X30<br>PR-EC-WRC-40X40  | <b>Internal Corner Fillet</b>       |    | PR-IC-WRC-12X12   |
| <b>D Mould</b>                  |    | PR-DM-WRC-19X8   | <b>Aster Joinery Bead</b>           |    | PR-ASTER-WRC-12X8   |
| <b>Glasgow Joinery Bead</b>     |     | PR-GLASGOW-WRC-10X10   | <b>Snail Mould</b>                  |    | PR-SN-WRC-30X12<br>PR-SN-WRC-40X12  |
| <b>Glazing Bead</b>             |    | PR-GB-WRC-18X12<br>PR-GB-WRC-22X12<br>PR-GB-WRC-30X12<br>PR-GB-WRC-40X12                                     | <b>Stop Bead</b>                    |    | PR-SB-WRC-19X3<br>PR-SB-WRC-22X13<br>PR-SB-WRC-30X13<br>PR-SB-WRC-40X13<br>PR-SB-WRC-22X18<br>PR-SB-WRC-30X18 |
| <b>Ovolo</b>                    |    | PR-OV-WRC-12X12<br>PR-OV-WRC-18X18<br>PR-OV-WRC-22X22<br>PR-OV-WRC-29X29<br>PR-OV-WRC-40X40                  | <b>Storm Mould</b>                  |    | PR-STM-WRC-30X17<br>PR-STM-WRC-40X17  |
| <b>Parting Bead</b>             |  | PR-PB-WRC-19X10<br>PR-PB-WRC-22X10<br>PR-PB-WRC-30X10  | <b>Spa &amp; Hot Tub Components</b> |   | PR-HTS-WRC-75X38<br>PR-HTS-WRC-125X38   |
| <b>Pencil Round Cover Strip</b> |  | PR-PRCS-WRC-29X8<br>PR-PRCS-WRC-40X8   | <b>Awning Sill</b>                  |  | PR-AS-WRC-140X40  |
| <b>Quad</b>                     |  | PR-QD-WRC-9X9<br>PR-QD-WRC-12X12<br>PR-QD-WRC-18X18<br>PR-QD-WRC-22X22<br>PR-QD-WRC-29X29<br>PR-QD-WRC-40X40 | <b>Bottom Meeting Rail</b>          |  | PR-BMR-WRC-42X33  |
| <b>Scotia</b>                   |  | PR-SC-WRC-9X9<br>PR-SC-WRC-12X12<br>PR-SC-WRC-18X18<br>PR-SC-WRC-22X22<br>PR-SC-WRC-29X29<br>PR-SC-WRC-40X40 | <b>Glazing Bar</b>                  |  | PR-GBAR-WRC-33X18   |
|                                 |  |  | <b>Sash Bottom Rail</b>             |  | PR-SBR-WRC-91X33  |
|                                 |  |  | <b>Sash Joinery Bead</b>            |  | PR-SASH-WRC-8X8   |
|                                 |  |  | <b>Sash Style</b>                   |  | PR-SST-WRC-55X33  |
|                                 |  |  | <b>Single Rebated Jamb</b>          |  | PR-SRJ-WRC-140X40   |
|                                 |  |  | <b>Top Meeting Rail</b>             |  | PR-TMR-WRC-42X33  |

## PRODUCT LISTING

### Western Red Cedar Rough Sawn 21mm

|  |                  |
|--|------------------|
|  | RM-RS-WRC-50X21  |
|  | RM-RS-WRC-75X21  |
|  | RM-RS-WRC-100X21 |
|  | RM-RS-WRC-150X21 |
|  | RM-RS-WRC-200X21 |

### Western Red Cedar Rough Sawn 45mm

|  |                  |
|--|------------------|
|  | RM-RS-WRC-45X45  |
|  | RM-RS-WRC-75X45  |
|  | RM-RS-WRC-100X45 |
|  | RM-RS-WRC-125X45 |
|  | RM-RS-WRC-150X45 |
|  | RM-RS-WRC-200X45 |

### Western Red Cedar Rough Sawn 50mm

|  |                  |
|--|------------------|
|  | RM-RS-WRC-50X50  |
|  | RM-RS-WRC-75X50  |
|  | RM-RS-WRC-100X50 |
|  | RM-RS-WRC-125X50 |
|  | RM-RS-WRC-150X50 |
|  | RM-RS-WRC-175X50 |
|  | RM-RS-WRC-200X50 |
|  | RM-RS-WRC-250X50 |
|  | RM-RS-WRC-300X50 |



**Group 3  
Fire Rating**



**Unrivalled  
sustainability**



**Internal Structure  
& performance**

## Choose Cedar Sales and specify with confidence

Cedar Sales is committed to quality and performance you can count on. Our genuine architectural timber innovations are proven to perform where it matters most. As part of our commitment to provide market-leading quality and integrity, Cedar Sales welcomes third-party testing and certification for internal panelling compliance.



### HEAD OFFICE

Manufacturing Plant | National Distribution Warehouse

150 Toongarra Road  
Wulkuraka QLD 4305  
PO Box 5043, Brassall QLD 4305

**P** 1800 158 455  
**F** +61 (07) 3281 4322  
**E** [info@cedarsales.com.au](mailto:info@cedarsales.com.au)

### MELBOURNE OFFICE

Showroom | Warehouse

82 Wedgewood Road  
Hallam VIC 3803  
**P** +61 (03) 9708 6572

[cedarsales.com.au](http://cedarsales.com.au)

**Sustainable Style**

COMMERCIAL | RESIDENTIAL | CUSTOM

### May 2021 Publication

Photographs, images and drawings used herein are for illustration purposes only. Colours, grades and finishes on actual products may vary. All timber products will vary from samples. Being a natural product, expect sheen, tonal and colour variation and natural features including knots, grains and grain impressions. We recommend viewing all products prior to installation. Cedar Sales' is unable to offer any specific performance warranties for its products because of the wide variation in applications possible. These variables include but are not limited to; situation, design and structure, aspect and differing exposure to the weather. For more details, visit [cedarsales.com.au/terms-and-condition-of-trade](http://cedarsales.com.au/terms-and-condition-of-trade).