

Hardie™ Product Catalogue

The trade professional's
go-to-guide for fibre cement
products and accessories
by James Hardie.

November 2021



JamesHardie™



Hardie™ Products and Applications

Product / System (listed in alphabetical order)	Page	Application															
		Bathroom Construction	Bracing*	Weather Barriers	Cavity Construction	Commercial Façades	Commercial Flooring	Decking	Eaves	External Cladding	Fire and Acoustic Rated Wall Systems	Internal Lining	Soffits	Structural Flooring	Thermal Break	Trim	Underlays
Axent™ Trim	26															•	
Axon™ Cladding	14		•		•				•	•		•	•				
EasyLap™ Panel	16		•		•				•	•		•	•				
ExoTec™ Façade Panel and System	38				•	•				•		•	•				
Hardie™ Break Thermal Strip	32														• [^]		
Hardie™ Ceramic Tile Underlay	52	•															•
Hardie™ Deck System	54							•									
Hardie™ Edge Trim	28															•	
Hardie™ Fine Texture Cladding	18		•		•				•	•		•	•				
Hardie™ Flex Eaves Lining	30		•		•				•	•		•	•				
Hardie™ Flex Sheet	20									•							
Hardie™ Groove Lining	46								•			•	•				
Hardie™ Panel Compressed Sheet	50	•					•								•		
Hardie™ Plank Weatherboards	12		•		•					•		•	•				
Hardie™ Smart Wall Systems																	
Hardie™ Smart Aged Care Wall System	64											•					
Hardie™ Smart Blade Wall System	62											•					
Hardie™ Smart Boundary Wall System	56											•					
Hardie™ Smart Intertenancy Wall System	60											•					
Hardie™ Smart ZeroLot™ Wall System	58											•					
Hardie™ Weather Barrier	34			•													
Linea™ Weatherboards	8		•		•					•		•					
Matrix™ Cladding	22				•				•	•		•	•				
PrimeLine™ Weatherboards	10				•				•	•		•	•				
RAB™ Board	40		•	•													
Secura™ Exterior Flooring	36							•							•		
Secura™ Interior Flooring	48	•						•							•		
Stria™ Cladding	24				•				•	•		•	•				
Versilux™ Lining	44		•						•			•	•				
Villaboard™ Lining	42	•	•						•			•	•				

* Hardie™ Break Thermal Strip may not be suitable in Type A and B fire-resisting construction as per Specification C1.1 (Volume 1) of the National Construction Code. Contact James Hardie on 13 11 03 for further information and advice prior to specification.

Introduction

This catalogue is a quick reference guide for the Hardie™ Product and Accessory range. It lists each fibre cement product by product code and size followed by the accessories and tools which go with them to increase construction productivity.

Contents

Hardie™ Exteriors

Weatherboards

Linea™ Weatherboards	8
PrimeLine™ Weatherboards	10
Hardie™ Plank Weatherboards	12

Exterior Cladding

Axon™ Cladding	14
EasyLap™ Panel	16
NEW Hardie™ Fine Texture Cladding	18
Hardie™ Flex Sheet	20
Matrix™ Cladding	22
Stria™ Cladding	24

Trim

Axent™ Trim	26
Hardie™ Edge Trim	28

Eaves

Hardie™ Flex Eaves Lining	30
---------------------------	----

Accessories

Hardie™ Break	32
Hardie™ Weather Barrier	34

Flooring

Secura™ Exterior Flooring	36
---------------------------	----

Hardie™ Commercial

Façade Systems

ExoTec™ Façade Panel and System	38
---------------------------------	----

Pre-Cladding

RAB™ Board	40
------------	----

Internal Linings

Villaboard™ Lining	42
Versilux™ Lining	44

Flooring

Hardie™ Panel Compressed Sheet	50
--------------------------------	----

Hardie™ Interiors

Internal Linings

Villaboard™ Lining	42
Versilux™ Lining	44
Hardie™ Groove Lining	46

Flooring

Secura™ Interior Flooring	48
Hardie™ Panel Compressed Sheet	50
Hardie™ Ceramic Tile Underlay	52

Hardie™ Outdoors

Decking

Hardie™ Deck System	54
---------------------	----


Hardie™ Smart Wall Systems

Hardie™ Smart Fire & Acoustic Wall Systems

Class 1 & 10a	
Boundary Wall System	56
ZeroLot™ Wall System	58
Intertenancy Wall System	60
Blade Wall System	62
Class 9c	
Aged Care Wall System	64

Note: for other thermal, fire and acoustic system solutions, visit jameshardie.com.au or contact James Hardie on 13 11 03.

It's Possible™ with James Hardie.



Endless Design Possibilities

Hardie™ Exterior Solutions enable good home design. Good design makes people happy. It can bring in more light and fresh air, make visitors want to stay longer or simply create the look and feel you dreamed of.

Don't settle for traditional wall materials and aesthetics. Hardie™ cladding and weatherboards offer a variety of profiles and textures which can be mixed and matched and painted in any colour.

Don't settle for a traditional hip roof house. Hardie™ products are installed onto frames and easily follow bold flat, skillion and steeply pitched roof lines. Create space-saving protective cantilevers without having to engineer the weight of masonry.

Hardie™ products suit single family residential homes, renovation extensions, multi-family homes (like terraces and townhouses) and commercial building projects.



Trusted Protection

Builders throughout Australia use and trust Hardie™ products because they've experienced how well they perform. When installed and maintained correctly Hardie™ engineered fibre cement products are fire resistant (deemed non-combustible) and are resistant to damage from moisture and termites. They're also designed to resist shrinking, swelling and cracking resulting in the ability to hold paint longer minimising ongoing maintenance.

Innovation

James Hardie continues to develop innovative products. The low-density Scyon™ Formulation products such as Linea™ Weatherboards and Axon™ Cladding are loved by homeowners and building professionals. Meanwhile, new Hardie™ Fine Texture Cladding is a game-changer when it comes to simplicity and time saving for builders. It's a cladding with an embedded texture which creates a modern render look without the need for a cement render or specialist acrylic texture coating.



Key Benefits of Hardie™ fibre cement products

Sustainability

James Hardie continuously strives to reduce the greenhouse emissions of its building products through our commitment of transparent environmental reporting via the EPD, enabling customers to truly understand the impact of using our products. By specifying our products you can take comfort in knowing that James Hardie extends the building life through the supply of low-maintenance and highly durable materials.



Design versatility



Durable



Gun available



Fire resistant



Resistant to moisture damage



Resistant to termite damage



Space maximisation



Speed of installation

AUSTRALASIA **EPD**[®]
ENVIRONMENTAL PRODUCT DECLARATION

Safety is Our Number One Priority

To work safely, you need to understand the hazards and know how to minimise the risks.



At James Hardie we believe that safety should be of paramount importance to everyone. We are committed to the safe use of our products.

This guide is a straightforward approach to job site safety through the use of best practices with Hardie™ products and solutions.



Scan here for the Hardie™ Best Practice Guide

Linea™ Weatherboards

Linea™ Weatherboards are a pre-primed thick horizontal weatherboard with deep shadow lines. Linea™ Weatherboards are the weatherboard that weathers well.

Linea™ Weatherboards are suitable for use in residential applications wherever a contemporary design is required, including external walls in composite construction, upper-storey and ground-level extensions, and internal feature walls.



Profile	Product Code	Length (mm)	Width (mm)	Thickness (mm)	End details	Weight per Unit ^o (kg)	Coverage Information	
							Effective Width Cover (mm)	Effective Coverage per Plank (m ²)
Linea™ Weatherboards 150mm	403930	4,200	150	16	Tongue & Groove	14	120	0.5
Linea™ Weatherboards 180mm	403912	4,200	180	16	Tongue & Groove	17	150	0.63

Selling units per pack: 90 lengths

Notes:

All dimensions and masses provided are approximate only and subject to manufacturing tolerances. Products are to be installed in accordance with the relevant and current Product Installation Guide and Technical Documentation. For information relating to installation, best practices, warnings and warranties visit www.jameshardie.com.au or phone us on 13 11 03.

Key:

[^] Hardie Sealant is unsuitable as a fire rated sealant. ^o Excludes pallet, glut and packaging.

Linea™ Weatherboards Accessories

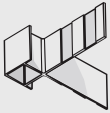
Exteriors

Commercial

Interiors

Outdoors

Other

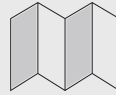


305512

Linea™ Aluminium External Slimline Boxed Corner 3,600mm Long

A ready to paint aluminium extrusion to be used with Linea™ Weatherboards to create external boxed corners.

Length: 3,600mm
Selling Unit: 5 per pack

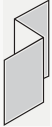


305511

Linea™ 16mm Aluminium Internal Corner 3600mm

A ready to paint aluminium extrusion to be used with Stria™ Cladding and Linea™ Weatherboards to create internal corners.

Length: 3,600mm
Selling Unit: 5 per pack

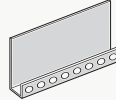


305570

Linea™ PVC Box Corner Z Flashing 2,700mm long

A PVC Z flashing for use with Linea™ Weatherboards in conjunction with Axent™ Trim to form external corners.

Length: 2,700mm
Selling Unit: 25 per pack

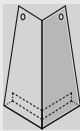


305571

Linea™ PVC Starter Strip 3,000mm long

A perforated PVC starter strip used to set out the bottom edge of Linea™ Weatherboards at the correct angle.

Length: 3,000mm
Selling Unit: 25 per pack

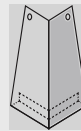


305572

Linea™ Aluminium Corner Soaker for 180mm wide boards

A ready to paint aluminium external corner soaker for use with Linea™ Weatherboards.

Selling Unit: 100 per box

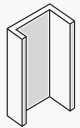


305574

Linea™ Aluminium Corner Soaker for 150mm wide boards

A ready to paint aluminium external corner soaker for use with Linea™ Weatherboards.

Selling Unit: 100 per box



305510

Linea™ Aluminium Universal Window Adaptor 3,700mm long

A ready to paint aluminium extrusion to be used adjacent to windows to finish the edge of Linea™ Weatherboards.

Length: 3,700mm
Selling Unit: 5 per pack



305984

Hardie™ Drive Screw 41mm Square Drive

A class 3 self-tapping wing-tipped screw for fastening to 0.5mm to 1.6mm BMT light gauge steel frames.

Selling Unit: 1,000 per box



305982

Hardie™ Drive Screw 41mm Phillips Drive Collated

A class 3 self-tapping wing-tipped screw for fastening to 0.5mm to 1.6mm BMT light gauge steel frames. Suitable for use in most auto feed screw guns.

Selling Unit: 1,000 per box



300660

Hardie™ Blade Saw Blade 185mm

A poly-diamond blade for fast and clean cutting of Hardie™ fibre cement products.

Diameter: 185mm
Selling Unit: 1 each



303375

Hardie™ Blade Saw Blade 254mm

A poly-diamond blade for fast and clean cutting of Hardie™ fibre cement products.

Diameter: 254mm
Selling Unit: 1 each




305534

Hardie™ Joint Sealant* 300mL cartridge

A general purpose, paintable, exterior grade polyurethane joint sealant.

300mL cartridge
Selling Unit: 20 per box



305672

Hardie™ Joint Sealant* 600mL sausage

A general purpose, paintable, exterior grade polyurethane joint sealant.

600mL sausage
Selling Unit: 20 per box

PrimeLine™ Weatherboards

PrimeLine™ Weatherboards are pre-primed, site painted weatherboards in a range of profiles from contemporary to traditional.

The range includes the following weatherboards:


PrimeLine™ Heritage: a double-width weatherboard with rebated edges to create shadow lines.

PrimeLine™ Newport: a smooth, narrow weatherboard. Compatible with the Hardie™ Lock fixing system.

PrimeLine™ Chamfer: a double-width weatherboard with clean lines to create a shadow effect.

PrimeLine™ Weatherboards are suitable for use as external cladding in residential single and medium-density homes, including renovations and extensions, where a traditional or contemporary weatherboard look is required. Ideal for full or composite construction designs on either timber or light gauge steel framed homes.


PrimeLine™ Newport Weatherboards



PrimeLine™ Heritage Weatherboards pre-primed double board width, with rebated edge to create shadow lines.



PrimeLine™ Newport Weatherboards pre-primed smooth, narrow board; Hardie™ Lock fixing system.

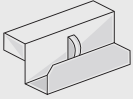


PrimeLine™ Chamfer Weatherboards pre-primed double board width, with clean lines to create shadow effect.

Profile	Product Code	Length (mm)	Width (mm)	Thickness (mm)	Weight per Unit ^o (kg)	Coverage Information	
						Effective Width Cover (mm)	Effective Coverage per Plank (m ²)
Heritage ^a	400153	4,200	300	9	17	278	1.17
Newport ^a	400319	4,200	170	9	10	142	0.6
Chamfer ^a	400103	4,200	300	9	17	278	1.17

Selling units per pack: Heritage: 90 lengths, Newport: 120 lengths, Chamfer: 90 lengths

PrimeLine™ Weatherboards Accessories



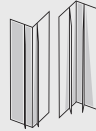
305525

PrimeLine™ Galvanised Universal Off Stud Joint Clip*

A galvanised metal clip to be used for off stud jointing of PrimeLine™ Heritage and PrimeLine™ Chamfer Weatherboards.

Note: Not suitable for coastal applications, see installation manual for further information.

Selling Unit: 100 per box



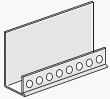
305513

Hardie™ Aluminium Snap On Corner 2 piece 3000mm

A ready to paint aluminium extrusion set, to be used at internal and external corner junctions to conceal the board edge.

Length: 3,000mm
(2 pieces per set)

Selling Unit: 5 sets per pack



305568

Hardie™ 7.5mm PVC Starter Strip 3000mm

A perforated PVC extrusion, used with PrimeLine™ Newport Weatherboards to kick out the bottom row to the correct angle.

Length: 3,000mm

Selling Unit: 25 per pack



305984

Hardie™ Drive Screw 41mm Square Drive

A class 3 self-tapping wing-tipped screw for fastening to 0.5mm to 1.6mm BMT light gauge steel frames.

Selling Unit: 1,000 per box

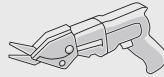


305982

Hardie™ Drive Screw 41mm Phillips Drive Collated

A class 3 self-tapping wing-tipped screw for fastening to 0.5mm to 1.6mm BMT light gauge steel frames. Suitable for use in most auto feed screw guns.

Selling Unit: 1,000 per box



300653

Hardie™ Fibreshears

Electric tool for cutting fibre cement sheets.

Selling Unit: 1 each



300660

Hardie™ Blade Saw Blade 185mm

A poly-diamond blade for fast and clean cutting of Hardie™ fibre cement products.

Diameter: 185mm

Selling Unit: 1 each



303375

Hardie™ Blade Saw Blade 254mm

A poly-diamond blade for fast and clean cutting of Hardie™ fibre cement products.

Diameter: 254mm

Selling Unit: 1 each




305534

Hardie™ Joint Sealant* 300mL cartridge

A general purpose, paintable, exterior grade polyurethane joint sealant.

300mL cartridge

Selling Unit: 20 per box



305672

Hardie™ Joint Sealant* 600mL sausage

A general purpose, paintable, exterior grade polyurethane joint sealant.

600mL sausage

Selling Unit: 20 per box

Notes:

All dimensions and masses provided are approximate only and subject to manufacturing tolerances.

Products are to be installed in accordance with the relevant and current Product Installation Guide and Technical Documentation.

For information relating to installation, best practices, warnings and warranties visit www.jameshardie.com.au or phone us on 13 11 03.

Key:

* Not suitable for coastal applications, see installation manual for further information. ^Δ Compatible with the Hardie™ Lock fixing system.

[†] Double board profile. [‡] Hardie Sealant is unsuitable as a fire rated sealant. [°] Excludes pallet, glut and packaging.

Hardie™ Plank Weatherboards

Hardie™ Plank Weatherboards are a no-fuss, site-painted weatherboard available in a range of different profiles, from contemporary to traditional. The range includes:


Hardie™ Plank Woodgrain: traditional woodgrain.

Hardie™ Plank Smooth: modern straight lines.

Hardie™ Plank Weatherboards are suitable for use as an external cladding in residential single and medium-density homes, including renovations and extensions, where a cost-effective traditional or contemporary weatherboard look is required. Ideal for full or composite construction designs on either timber or light gauge steel framed homes.



Hardie™ Plank Woodgrain traditional woodgrain look.



Hardie™ Plank Smooth modern, straight lines.

Profile	Product Code	Length (mm)	Width (mm)	Thickness (mm)	Weight per Unit ^o (kg)	Coverage Information	
						Effective Width Cover (mm)	Effective Coverage per Plank (m ²)
Woodgrain	403080	4,200	230	7.5	11	205	0.86
Woodgrain	403081	4,200	300	7.5	14	275	1.16
Smooth	400265	4,200	230	7.5	11	205	0.86
Smooth	400266	4,200	300	7.5	14	275	1.16

Selling units per pack: 120 lengths per full pack, 60 lengths per half pack

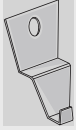
Notes:

All dimensions and masses provided are approximate only and subject to manufacturing tolerances. Products are to be installed in accordance with the relevant and current Product Installation Guide and Technical Documentation. For information relating to installation, best practices, warnings and warranties visit www.jameshardie.com.au or phone us on 13 11 03.

Key:

^{*} Not suitable for coastal applications, see installation manual for further information. ^o Excludes pallet, glut and packaging.

Hardie™ Plank Weatherboards Accessories

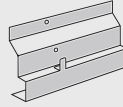


Hardie™ Plank Galvanised Stud Clip*

A galvanised metal stud clip to be used with Hardie™ Plank Weatherboards to automatically set a 25mm lap.

Selling Unit: 100 per box

305524



Hardie™ Plank Zincalume Footmould 3000mm

A zincalume starter strip to be used with Hardie™ Plank Weatherboards to kick out the bottom row to the correct angle.

Length: 3,000mm

Selling Unit: 10 per pack

305528



Hardie™ Plank 230mm PVC Jointer

A smooth PVC extrusion used to join Hardie™ Plank Weatherboards.

Selling Unit: 100 per box

305548



Hardie™ Plank 300mm PVC Jointer

A smooth PVC extrusion used to join Hardie™ Plank Weatherboards.

Selling Unit: 100 per box

305549

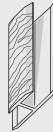


Hardie™ Plank 230mm Woodgrain PVC Jointer

A woodgrain textured PVC extrusion used to join Hardie™ Plank Weatherboards.

Selling Unit: 100 per box

305550



Hardie™ Plank 300mm Woodgrain PVC Jointer

A woodgrain textured PVC extrusion used to join Hardie™ Plank Weatherboards.

Selling Unit: 100 per box

305551



Hardie™ Plank 230mm Aluminium External Corner Soaker

A ready to paint aluminium corner soaker, to be used with Hardie™ Plank Weatherboards, at external corner junctions to conceal the board edge.

Selling Unit: 100 per box

305514

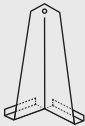


Hardie™ Plank 300mm Aluminium External Corner Soaker

A ready to paint aluminium corner soaker, to be used with Hardie™ Plank Weatherboards, at external corner junctions to conceal the board edge.

Selling Unit: 100 per box

305515

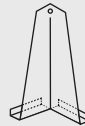


Hardie™ Plank 230mm Aluminium Internal Corner Soaker

A ready to paint aluminium corner soaker, to be used with Hardie™ Plank Weatherboards, at internal corner junctions to conceal the board edge.

Selling Unit: 100 per box

305516

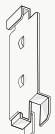


Hardie™ Plank 300mm Aluminium Internal Corner Soaker

A ready to paint aluminium corner soaker, to be used with Hardie™ Plank Weatherboards, at internal corner junctions to conceal the board edge.

Selling Unit: 100 per box

305517

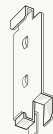


Hardie™ Plank 230mm Galvanised Soaker Joint*

A galvanised metal jointer used to join Hardie™ Plank Weatherboards. It's a concealed alternative to PVC jointers.

Selling Unit: 60 per box

305522

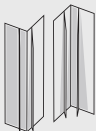


Hardie™ Plank 300mm Galvanised Soaker Joint*

A galvanised metal jointer used to join Hardie™ Plank Weatherboards. It's a concealed alternative to PVC jointers.

Selling Unit: 60 per box

305527



Hardie™ Aluminium Snap On Corner 2 piece 3000mm

A ready to paint aluminium extrusion set, to be used at internal and external corner junctions to conceal the board edge.

Length: 3,000mm

(2 pieces per set)

Selling Unit: 5 sets per pack

305513

Exteriors

Commercial

Interiors

Outdoors

Other

Axon™ Cladding

Axon™ Cladding is a vertically grooved cladding panel that looks sharp and uniform. Pre-primed and easy to install, Axon™ Cladding delivers a pristine look that lasts.

Axon™ Cladding is suitable for use in residential applications wherever a modern design is required, including external walls in composite construction, upper-storey and ground-level extensions, and internal feature walls.



Axon™ Cladding
133mm wide smooth



Smooth Texture
133mm wide
groove spacing



Smooth Texture
400mm wide
groove spacing



Grained Texture
133mm wide
groove spacing

Surface Texture	Product Code	Groove Spacing (mm)	Length (mm)	Width (mm)	Thickness (mm)	Weight per Unit ^o (kg)	Coverage per Panel (m ²)
Smooth	403931	133	2,450	1,200	9	38	2.94
Smooth	404417	400	2,450	1,200	9	38	2.94
Smooth	403932	133	2,750	1,200	9	43	3.30
Smooth	404418	400	2,750	1,200	9	43	3.30
Smooth	403933	133	3,000	1,200	9	47	3.60
Smooth	404419	400	3,000	1,200	9	47	3.60
Smooth	404979	133	3,600	1,200	9	56	4.32
Grained	404512	133	3,000	1,200	9	47	3.60

Selling units per pack: 30 sheets

Axon™ Cladding Recommended Accessories



Hardie™ 9mm Aluminium External Square Corner 3000mm

Aluminium extrusion that creates a square edge in external corner.

Length: 3,000mm

Selling Unit: 5 per pack

306100



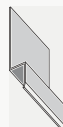
Hardie™ 9mm Aluminium Horizontal h Flashing

A ready to paint aluminium horizontal flashing to be used for horizontal control joints.

Length: 3,000mm

Selling Unit: 5 per pack

305613



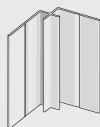
Hardie™ 9mm Aluminium Horizontal h Jointer

A ready to paint aluminium jointer, used to join the Hardie™ 9mm Aluminium Horizontal h Flashing.

Selling Unit: 10 per pack

305614

Axon™ Cladding Accessories



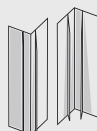
Hardie™ 9mm Aluminium Internal Corner 3000mm

A ready to paint aluminium extrusion, to be used at internal corner junctions to conceal the board edge.

Length: 3,000mm

Selling Unit: 5 per pack

305520



Hardie™ Aluminium Snap On Corner 2 piece 3000mm

A ready to paint aluminium extrusion set, to be used at internal and external corner junctions to conceal the board edge.

Length: 3,000mm

(2 pieces per set)

Selling Unit: 5 sets per pack

305513



Hardie™ 50mm Foam Back Sealing Tape 25m roll

A self-adhesive foam tape to help improve water tightness. It is applied under sheet joints to the vapour permeable membrane along the stud face.

Length: 25 metres long roll

Selling Unit: 1 each

304560

Notes:

All dimensions and masses provided are approximate only and subject to manufacturing tolerances.

Products are to be installed in accordance with the relevant and current Product Installation Guide and Technical Documentation.

For information relating to installation, best practices, warnings and warranties visit www.jameshardie.com.au or phone us on 13 11 03.

Key:

° Excludes pallet, glut and packaging.

EasyLap™ Panel

EasyLap™ Panel is a pre-primed fibre cement sheet with a shiplap edge vertical joint along the two long edges. **It's finished with a site-applied roll-on textured acrylic paint*** to create a rendered look with a subtle vertical joint. Lightweight but durable, EasyLap™ Panel is the most easily installed and cost-effective broadwall, textured-cladding solution.

EasyLap™ Panel is suitable for use as an external wall cladding in residential single and medium-density homes, including renovations and extensions, where a uniform broadwall cladding is required. Ideal for full or composite construction designs on either timber or light gauge steel framed homes.

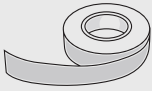
EasyLap™ Panel finished with a site-applied roll-on textured acrylic paint* to create a rendered look



Product Code	Length (mm)	Width (mm)	Thickness (mm)	Weight per Unit ^a (kg)	Coverage per Panel (m ²)
404186	3,000	900	8.5	35	2.7
404184	2,440	1,200	8.5	38	2.93
404185	3,000	1,200	8.5	47	3.6
404980	3,600	1,200	8.5	56	4.32

Selling units per pack: 40 sheets; 3600x1200mm – 30 sheets

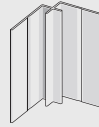
EasyLap™ Panel Accessories



304560

Hardie™ 50mm Foam Back Sealing Tape 25m roll


A self-adhesive foam tape to help improve water tightness. It is applied under sheet joints to the vapour permeable membrane along the stud face.
Length: 25 metres long roll
Selling Unit: 1 each



305520

Hardie™ 9mm Aluminium Internal Corner 3000mm

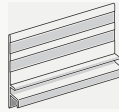
A ready to paint aluminium extrusion, to be used at internal corner junctions to conceal the board edge.
Length: 3,000mm
Selling Unit: 5 per pack



306100

Hardie™ 9mm Aluminium External Square Corner 3000mm

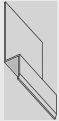
Aluminium extrusion that creates a square edge in external corner.
Length: 3,000mm
Selling Unit: 5 per pack



306104

Hardie™ 9mm Aluminium Horizontal Express Joints 3000mm

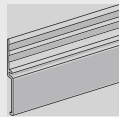
A new horizontal flashing that creates an attractive 6mm horizontal shadow line. To assist installation, it features an alignment tab for the top panels and a groove to conceal the edge of 8.5mm bottom panels.
Note, 9mm Axon™ Cladding does not fit the groove.



306110

Hardie™ 9mm Aluminium Horizontal Express Joints Connector

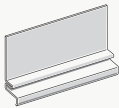
Connects Hardie™ 9mm Aluminium Horizontal Express Joints (Product Code 306104).
Selling Unit: 10 per pack
Available from Dec 2021



306105

Hardie™ 9mm Aluminium Base Trim 3000mm

A elegant aluminium trim for the base which can be used to cover the slab edges or as a detail under balconies and cantilevers. An alignment tab helps installation and creates a 6mm horizontal shadow line between the cladding and the trim.



306111

Hardie™ 9mm Aluminium Base Trim Connector

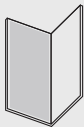
Connects Hardie™ 9mm Aluminium Base Trims (Product Code 306105).
Selling Unit: 12 per pack
Available from Dec 2021



305613

Hardie™ 9mm Aluminium Horizontal h Flashing

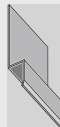
A ready to paint aluminium horizontal flashing to be used for horizontal control joints.
Length: 3,000mm
Selling Unit: 5 per pack



305564

Hardie™ 75x75mm COLORBOND® Corner Flashing 3000mm

A COLORBOND® corner flashing for use behind cladding at internal and external corners.
Length: 3,000mm
Selling Unit: 5 per pack



305614

Hardie™ 9mm Aluminium Horizontal h Joints

A ready to paint aluminium jointer, used to join the Hardie™ 9mm Aluminium Horizontal h Flashing.
Selling Unit: 10 per pack

Notes:

All dimensions and masses provided are approximate only and subject to manufacturing tolerances.
Products are to be installed in accordance with the relevant and current Product Installation Guide and Technical Documentation.
For information relating to installation, best practices, warnings and warranties visit www.jameshardie.com.au or phone us on 13 11 803.

Key:

* Site-applied roll-on textured paint is not supplied by James Hardie. See local paint suppliers (such as Dulux or Rockcote) for a suitable coating.
° Excludes pallet, glut and packaging.

NEW Hardie™ Fine Texture Cladding

For the beauty of clean lines and a modern look. The render look feels calming and uncluttered compared with the busyness of a brick wall. Its subtlety aids design by putting the focus on the building's form, or by allowing bold cladding features to stand out.

Hardie™ Fine Texture Cladding is a pre-sealed fibre cement panel embedded with a fine render texture. It's durable and lower maintenance than traditional cement render to stay looking good for many years to come.

Use in residential single and medium density buildings including alterations and additions on timber or light gauge steel* framed buildings.







Hardie™ Fine Texture Cladding

Achieve a modern, minimalist aesthetic with **Hardie™ Fine Texture Cladding**. The smooth, natural sand texture adds warmth and diffuses light, giving your new home, renovation or extension a fine matte finish.





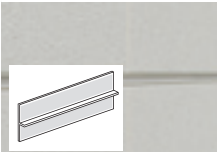
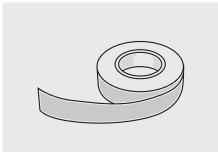
Product Code	Length (mm)	Width (mm)	Thickness (mm)	Weight per Unit* (kg)	Coverage per Panel (m ²)
405252	2,440	1,200	8.5	38	2.92
405255	2,750	1,200	8.5	43	3.3
405253	3,000	1,200	8.5	47	3.60
405254	3,600	1,200	8.5	56	4.32

Selling units per pack: 2440x1200mm - 40 sheets; 2750x1200mm - 40 sheets; 3000x1200mm - 40 sheets; 3600x1200mm - 30 sheets

Hardie™ Fine Texture Cladding Recommended Accessories

 <p>Hardie™ 9mm Aluminium External Slimline Corner A sleek external corner that prioritises design with a sharp, minimal edge. It holds the panels tight with just 3.5mm of coverage.</p> <p>306102</p>	 <p>Hardie™ 9mm Aluminium Internal Concave Corner A concave internal corner that aids design and productivity. Replace inconsistent sealant application with an aluminium extrusion with 10mm of cover to conceal panel edges.</p> <p>306103</p>
 <p>Hardie™ 9mm Aluminium Horizontal Express Joints 3000mm A new horizontal flashing that creates an attractive 6mm horizontal shadow line. To assist installation, it features an alignment tab for the top panels and a groove to conceal the edge of 8.5mm bottom panels. Note, 9mm Axent™ Cladding does not fit the groove.</p> <p>306104</p>	 <p>Hardie™ 9mm Aluminium Base Trim 3000mm A elegant aluminium trim for the base which can be used to cover the slab edges or as a detail under balconies and cantilevers. An alignment tab helps installation and creates a 6mm horizontal shadow line between the cladding and the trim.</p> <p>306105</p>

Hardie™ Fine Texture Cladding Accessories

 <p>Hardie™ 9mm Aluminium External Square Corner Aluminium extrusion that creates a square edge in external corner.</p> <p>306100</p>	 <p>External Corner using Axent™ Trim External corner created with 2 Axent™ Trims 45x19mm.</p> <p>404662</p>
 <p>Hardie™ 9mm Aluminium Internal Corner Aluminium extrusion that creates an internal box corner.</p> <p>305520</p>	 <p>Internal Corner using Axent™ Trim Internal corner created with 1 Axent™ Trims 45x38mm.</p> <p>403626</p>
 <p>Hardie™ 9mm Aluminium Horizontal T Joints A ready to paint aluminium flashing which creates a 6mm horizontal express joint while maintaining a subtle look.</p> <p>306040</p>	 <p>Hardie™ 50mm Foam Back Sealing Tape 25m roll A self-adhesive foam tape to help improve water tightness. It is applied under sheet joints to the vapour permeable membrane along the stud face. Length: 25 metres long roll Selling Unit: 1 each</p> <p>304560</p>

Notes:

All dimensions and masses provided are approximate only and subject to manufacturing tolerances. Products are to be installed in accordance with the relevant and current Product Installation Guide and Technical Documentation. For information relating to installation, best practices, warnings and warranties visit www.jameshardie.com.au or phone us on 13 11 03.

Key:

* Refer to the Hardie™ Fine Texture Cladding Installation Guide for recommendations regarding fixing to steel frames. ° Excludes pallet, glut and packaging.

Hardie™ Flex Sheet

Hardie™ Flex Sheet is a smooth, flat sheet that is painted on-site to create a flat panel look.

Hardie™ Flex Sheet is suitable for use as an external wall cladding, eaves or soffit lining in residential single and medium-density homes, including renovations and extensions, where a flat panel look is required. Ideal for full or composite construction designs on either timber or light gauge steel framed homes.



Hardie™ Flex Sheet

Product Code	Length (mm)	Width (mm)	Thickness (mm)	Weight per Unit ^o (kg)	Coverage per Panel (m ²)
400189	1,800	1,200	4.5*	15	2.16
400186	2,400	1,200	4.5*	20	2.88
400184	2,700	1,200	4.5*	22	3.24
400182	3,000	1,200	4.5*	25	3.60
400171	2,400	1,200	6	26	2.88
400169	2,700	1,200	6	30	3.24
400167	3,000	1,200	6	33	3.60



Close-up with Axent™ Trim batten

Selling units per pack: 4.5mm – 60 sheets, 30 sheets per half pack; 6mm – 30 sheets, 15 sheets per half pack

Hardie™ Flex Sheet Accessories

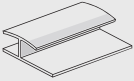
Exteriors

Commercial

Interiors

Outdoors

Other

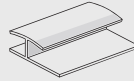


Hardie™ 4.5mm PVC Straight Jointer 2400mm

A PVC extrusion used to join sheets.

Length: 2,400mm x 4.5mm
Selling Unit: 25 per pack

305538

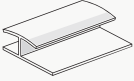


Hardie™ 4.5mm PVC Straight Jointer 3000mm

A PVC extrusion used to join sheets.

Length: 3,000mm x 4.5mm
Selling Unit: 25 per pack

305541

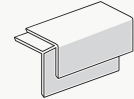


Hardie™ 6mm PVC Straight Jointer 3000mm

A PVC extrusion used to join sheets.

Length: 3,000mm x 6.0mm
Selling Unit: 25 per pack

305546

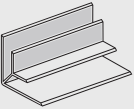


Hardie™ 6mm PVC External Corner Angle 3000mm

A PVC extrusion, to be used with 6mm thick sheets at external corner junctions to conceal the sheet edge.

Length: 3,000mm
Selling Unit: 25 per pack

305544

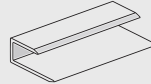


Hardie™ 6mm PVC Internal Corner Angle 3000mm

A PVC extrusion, to be used with 6mm thick sheets at internal corner junctions to conceal the sheet edge.

Length: 3,000mm
Selling Unit: 25 per pack

305545

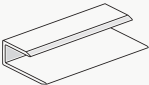


Hardie™ 4.5mm PVC Cap Mould 3000mm

A PVC extrusion used to finish sheet edges.

Length: 3,000mm x 4.5mm
Selling Unit: 25 per pack

305542

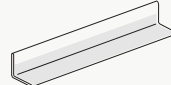


Hardie™ 6mm PVC Cap Mould 3000mm

A PVC extrusion used to finish sheet edges.

Length: 3,000mm x 6.0mm
Selling Unit: 25 per pack

305543

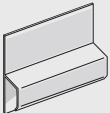


Hardie™ 45x45mm PVC Corner Angle Mould 3000mm

A PVC extrusion used to finish internal and external corners.

Length: 3,000mm
Selling Unit: 25 per pack

305554



Hardie™ 6mm PVC Flashing Mould 3000mm

A PVC extrusion for multicourse fixing of 6mm thick sheets.

Length: 3,000mm
Selling Unit: 25 per pack

305552



Hardie™ Drive Screw 41mm Square Drive

A class 3 self-tapping wing-tipped screw for fastening to 0.5mm to 1.6mm BMT light gauge steel frames.

Selling Unit: 1,000 per box

305984

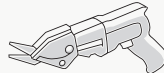


Hardie™ Drive Screw 41mm Phillips Drive Collated

A class 3 self-tapping wing-tipped screw for fastening to 0.5mm to 1.6mm BMT light gauge steel frames. Suitable for use in most auto feed screw guns.

Selling Unit: 1,000 per box

305982



Hardie™ Fibreshears

Electric tool for cutting fibre cement sheets.

Selling Unit: 1 each

300653

Notes:

All dimensions and masses provided are approximate only and subject to manufacturing tolerances. Products are to be installed in accordance with the relevant and current Product Installation Guide and Technical Documentation. For information relating to installation, best practices, warnings and warranties visit www.jameshardie.com.au or phone us on 13 11 03.

Key:

* 4.5mm thick sheets are not suitable for use as bracing. ° Excludes pallet, glut and packaging.

Matrix™ Cladding

Matrix™ Cladding is a pre-primed exterior cladding system with a geometric look created by an express joint which leaves a precise 10mm gap between panels.

Choose from various panel sizes to create a variety of geometric shapes in square, vertical, horizontal and brick pattern layouts.

Matrix™ Cladding panels are installed on vertical cavity battens with horizontal backing strips. They're suitable for use in residential and medium-density applications wherever a modern look is required. It brings design diversity and suits mixed cladding designs in new builds as well as upper floor and ground floor extensions.



Product Code	Length (mm)	Width (mm)	Thickness (mm)	Weight per Unit* (kg)	Coverage per Panel (m ²)
403811	1,190	1,190	8	17	1.42
403810	2,390	590	8	17	1.41
404169	2,990	1,190	8	43	3.56
Cavity Trim					
403840	2,450	70	19	2.6	-

Matrix™ Cladding Accessories

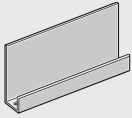
Exteriors

Commercial

Interiors

Outdoors

Other



305555

Hardie™ 18mm PVC Cavity Vent Strip 3000mm

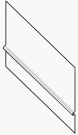
A perforated PVC extrusion used at the bottom of walls behind Matrix™ Cladding.
Selling Unit: 25 per pack



305557

Hardie™ Backing Strip 1190mm

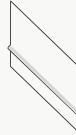
A weather seal at horizontal panel joints for use with ExoTec™ Façade Panel and System and Matrix™ Cladding.
Length: 1,190mm
Selling Unit: 10 per pack or each



305558

Hardie™ Backing Strip 2390mm

A weather seal at horizontal panel joints for use with ExoTec™ Façade Panel and System and Matrix™ Cladding.
Length: 2,390mm
Selling Unit: 10 per pack or each



305559

Hardie™ Backing Strip 2990mm

A weather seal at horizontal panel joints for use with ExoTec™ Façade Panel and System and Matrix™ Cladding.
Length: 2,990mm
Selling Unit: 10 per pack or each



305565

Hardie™ Façade Washers

Façade washers used for exposed fastener fixing with ExoTec™ Façade Panel and System and Matrix™ Cladding.
Selling Unit: 1,000 per bag



306100

Hardie™ 9mm Aluminium External Square Corner 3000mm

Aluminium extrusion that creates a square edge in external corner.
Length: 3,000mm
Selling Unit: 5 per pack



305984

Hardie™ Drive Screw 41mm Square Drive

A class 3 self-tapping wing-tipped screw for fastening to 0.5mm to 1.6mm BMT light gauge steel frames.
Selling Unit: 1,000 per box



305982

Hardie™ Drive Screw 41mm Phillips Drive Collated

A class 3 self-tapping wing-tipped screw for fastening to 0.5mm to 1.6mm BMT light gauge steel frames. Suitable for use in most auto feed screw guns.
Selling Unit: 1,000 per box



300660 / 303375

Hardie™ Blade Saw Blade

A poly-diamond blade for fast and clean cutting of Hardie™ fibre cement products.
185mm / 254mm
Diameter: 185mm / 254mm
Selling Unit: 1 each



305534

Hardie™ Joint Sealant* 300mL cartridge

A general purpose, paintable, exterior grade polyurethane joint sealant.
300mL cartridge
Selling Unit: 20 per box



305672

Hardie™ Joint Sealant* 600mL sausage

A general purpose, paintable, exterior grade polyurethane joint sealant.
600mL sausage
Selling Unit: 20 per box



304491

Hardie™ Base Coat 15kg Bag

A water-resistant base coat compound.
Selling Unit: 1 each

Notes:

All dimensions and masses provided are approximate only and subject to manufacturing tolerances. Products are to be installed in accordance with the relevant and current Product Installation Guide and Technical Documentation. For information relating to installation, best practices, warnings and warranties visit www.jameshardie.com.au or phone us on 13 11 03.

Key:

* Hardie Sealant is unsuitable as a fire rated sealant. ° Excludes pallet, glut and packaging.

Stria™ Cladding

Achieve a range of sleek looks with customisable Stria™ Cladding. Featuring deep grooves from the thick shiplap cladding boards, the Stria™ range is an easy way to get the strong horizontal line details in modern home and townhouse designs. Stria™ Cladding suits contemporary looks where a bold, but pared back aesthetic is desired. Introduce design versatility into your home by varying the application and switch between widths and orient the boards vertically or panelise them with the vertical flashing stop accessory.

Stria™ Cladding Standard Profile 325mm wide:



14mm thick with a square horizontal edge. It has a deep 15mm wide groove at 300mm intervals.

Stria™ Cladding Wide Profile 405mm wide:

14mm thick with a square horizontal edge. It has a deep 15mm wide groove at 380mm intervals.

Stria™ Cladding is suitable for use in residential applications wherever a timeless, classic and enduring look is required, including external walls in composite or full construction, upper-storey and ground-level extensions and internal feature walls.

Stria™ Cladding
Standard Profile 325mm wide



Standard Profile
325mm wide



Wide Profile
405mm wide

Profile	Product Code	Length (mm)	Width (mm)	Thickness (mm)	Weight per Unit ^o (kg)	Coverage Information	
						Effective Width Cover (mm)	Effective Coverage per Plank (m ²)
Standard	404063	4,200	325	14	26	300	1.26
Wide	404413	4,200	405	14	33	380	1.6

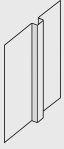
Notes:

All dimensions and masses provided are approximate only and subject to manufacturing tolerances. Products are to be installed in accordance with the relevant and current Product Installation Guide and Technical Documentation. For information relating to installation, best practices, warnings and warranties visit www.jameshardie.com.au or phone us on 13 11 03.

Key:

^o Hardie Sealant is unsuitable as a fire rated sealant. ^o Excludes pallet, glut and packaging.

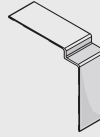
Stria™ Cladding Accessories



305547

Stria™ Vertical Flashing Stop 3,000mm long

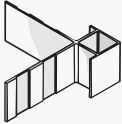
For use with Stria™ Cladding behind boards at vertical joints.
Length: 3,000mm
Selling Unit: 5 per pack



305518

Hardie™ 14mm Aluminium Internal Corner 3000mm

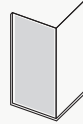
A ready to paint aluminium extrusion to be used with Stria™ Cladding to create internal corners.
Length: 3,000mm
Selling Unit: 5 per pack



305519

Hardie™ 14mm Aluminium External Corner 3000mm

A ready to paint aluminium extrusion to be used to create external boxed corners.
Length: 3,000mm
Selling Unit: 5 per pack



305564

Hardie™ 75x75mm COLORBOND® Corner Flashing 3000mm

A COLORBOND® corner flashing for use behind cladding at internal and external corners.
Length: 3,000mm
Selling Unit: 5 per pack



305984

Hardie™ Drive Screw 41mm Square Drive

A class 3 self-tapping wing-tipped screw for fastening to 0.5mm to 1.6mm BMT light gauge steel frames.
Selling Unit: 1,000 per box



305982

Hardie™ Drive Screw 41mm Phillips Drive Collated

A class 3 self-tapping wing-tipped screw for fastening to 0.5mm to 1.6mm BMT light gauge steel frames. Suitable for use in most auto feed screw guns.
Selling Unit: 1,000 per box



300660

Hardie™ Blade Saw Blade 185mm

A poly-diamond blade for fast and clean cutting of Hardie™ fibre cement products.
Diameter: 185mm
Selling Unit: 1 each



303375

Hardie™ Blade Saw Blade 254mm

A poly-diamond blade for fast and clean cutting of Hardie™ fibre cement products.
Diameter: 254mm
Selling Unit: 1 each



305534

Hardie™ Joint Sealant® 300mL cartridge

A general purpose, paintable, exterior grade polyurethane joint sealant.
300mL cartridge
Selling Unit: 20 per box



305672

Hardie™ Joint Sealant® 600mL sausage

A general purpose, paintable, exterior grade polyurethane joint sealant.
600mL sausage
Selling Unit: 20 per box

Exteriors

Commercial

Interiors

Outdoors

Other

Axent™ Trim

Add the perfect finishing touches to a new home or renovation, and ensure the window and door trims stay looking as good as the fibre cement cladding.

Ideal for internal and external corners. Or use it as a durable batten for board and batten cladding style. Axent™ Trim won't shrink, swell, warp or split like soft wood trims can.



Finish	Product Code	Length (mm)	Width (mm)	Thickness (mm)	Weight per Unit* (kg)
Sanded	404400	3,640	89	19	8
Smooth	404662	4,200	45	19	5
Sanded	404402	3,640	89	38	17
Smooth	403626	4,200	45	38	10

Axent™ Trim Accessories



300660

Hardie™ Blade Saw Blade 185mm

A poly-diamond blade for fast and clean cutting of Hardie™ fibre cement products.

Diameter: 185mm

Selling Unit: 1 each



303375

Hardie™ Blade Saw Blade 254mm

A poly-diamond blade for fast and clean cutting of Hardie™ fibre cement products.

Diameter: 254mm

Selling Unit: 1 each



305534

Hardie™ Joint Sealant[^] 300mL cartridge

A general purpose, paintable, exterior grade polyurethane joint sealant.

300mL cartridge

Selling Unit: 20 per box



305672

Hardie™ Joint Sealant[^] 600mL sausage

A general purpose, paintable, exterior grade polyurethane joint sealant.

600mL sausage

Selling Unit: 20 per box

Notes:

All dimensions and masses provided are approximate only and subject to manufacturing tolerances.

Products are to be installed in accordance with the relevant and current Product Installation Guide and Technical Documentation.

For information relating to installation, best practices, warnings and warranties visit www.jameshardie.com.au or phone us on 13 11 03.

Key:

[^] Hardie Sealant is unsuitable as a fire rated sealant. [°] Excludes pallet, glut and packaging.

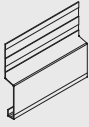
Hardie™ Edge Trim

Hardie™ Edge Trim is an architectural slab edge solution. Fabricated from high quality powder coated aluminium, Hardie™ Edge Trim provides a premium finish when installed at the base of compatible Hardie™ cladding products*.

Hardie™ Edge Trim is suitable for use in residential and selected commercial applications where compatible Hardie™ weatherboard, cladding and façade systems* are fixed to a seasoned timber or light-gauge steel frame.



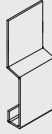
Hardie™ Edge Trim Accessories



Hardie™ Edge Base Trim 3950mm

A powder coated 3,950mm long aluminium extrusion used at slab edges.
Colour: 'Sable™ Brilliance' (dark grey)
Selling Unit: 4 per pack

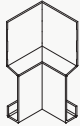
305911



Hardie™ Edge Base Trim Jointer

An aluminium extrusion used with Hardie™ Edge Base Trim to conceal joints.
Selling Unit: 12 per pack

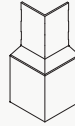
305912



Hardie™ Edge Internal Corner

An aluminium mould used with Hardie™ Edge Base Trim at internal corner junctions.
Colour: 'Sable™ Brilliance' (dark grey)
Selling Unit: 4 per pack

305913



Hardie™ Edge External Corner

An aluminium mould used with Hardie™ Edge Base Trim at external corner junctions.
Colour: 'Sable™ Brilliance' (dark grey)
Selling Unit: 4 per pack

305914

Hardie™ Edge Trim Accessories & Tools



Hardie™ Drive Screw 41mm Square Drive

A class 3 self-tapping wing-tipped screw for fastening to 0.5mm to 1.6mm BMT light gauge steel frames.
Selling Unit: 1,000 per box

305984



Hardie™ Drive Screw 41mm Phillips Drive Collated

A class 3 self-tapping wing-tipped screw for fastening to 0.5mm to 1.6mm BMT light gauge steel frames. Suitable for use in most auto feed screw guns.
Selling Unit: 1,000 per box

305982



Hardie™ Joint Sealant* 300mL cartridge

A general purpose, paintable, exterior grade polyurethane joint sealant.
300mL cartridge
Selling Unit: 20 per box

305534

Notes:

All dimensions and masses provided are approximate only and subject to manufacturing tolerances.
Products are to be installed in accordance with the relevant and current Product Installation Guide and Technical Documentation.
For information relating to installation, best practices, warnings and warranties visit www.jameshardie.com.au or phone us on 13 11 03.

Key:

* See Hardie™ Edge Trim Installation Guide for compatible claddings. ^ Hardie Sealant is unsuitable as a fire rated sealant.

Hardie™ Flex Eaves Lining

Hardie™ Flex Eaves Lining is a smooth, flat sheet that is produced in widths specifically made for eaves. It is site-painted to create a flat panel look.

Hardie™ Flex Eaves Lining is specifically designed to line eaves and soffits in residential single and medium-density homes, including renovations and extensions, where a flat panel look is required. It can be used on either timber or light gauge steel framed homes.

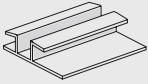


Product Code	Length (mm)	Width (mm)	Thickness (mm)	Weight per Unit* (kg)	Coverage per Sheet (m ²)
400393	2,400	450	4.5	7	1.08
400392	2,400	600	4.5	10	1.44
400391	2,400	750	4.5	12	1.8

Selling units per pack: 60 sheets or 30 sheets



Hardie™ Flex Eaves Lining Accessories

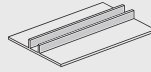


305506

Hardie™ 4.5mm PVC Eave Soffit Express Jointer Black 3000mm

A PVC extrusion used to join 4.5mm thick Versilux™ Lining or Hardie™ Flex sheets in eave and soffit applications, to give an expressed joint look.

Note: Not suitable for external wall cladding applications.

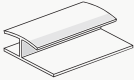


305432

Hardie™ 6mm PVC Eave Soffit Express Jointer Black 3000mm

A black PVC extrusion used to join 6mm thick Versilux™ Lining or Hardie™ Flex sheets in eave and soffit applications, to give an expressed joint look.

Note: Not suitable for external wall cladding applications.



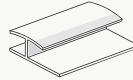
305538

Hardie™ 4.5mm PVC Straight Jointer 2400mm

A PVC extrusion used to join sheets.

Length: 2,400mm x 4.5mm

Selling Unit: 25 per pack



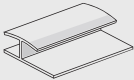
305541

Hardie™ 4.5mm PVC Straight Jointer 3000mm

A PVC extrusion used to join sheets.

Length: 3,000mm x 4.5mm

Selling Unit: 25 per pack



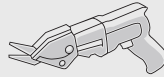
305546

Hardie™ 6mm PVC Straight Jointer 3000mm

A PVC extrusion used to join sheets.

Length: 3,000mm x 6.0mm

Selling Unit: 25 per pack



300653

Hardie™ Fibreshears

Electric tool for cutting fibre cement sheets.

Selling Unit: 1 each



305915

Villaboard™ Score and Snap Knife

A score and snap knife designed to efficiently cut through Hardie™ external cladding and internal lining products ≤9mm thick.

Selling Unit: 12 per pack



300660

Hardie™ Blade Saw Blade 185mm

A poly-diamond blade for fast and clean cutting of Hardie™ fibre cement products.

Diameter: 185mm

Selling Unit: 1 each



303375

Hardie™ Blade Saw Blade 254mm

A poly-diamond blade for fast and clean cutting of Hardie™ fibre cement products.

Diameter: 254mm

Selling Unit: 1 each

Notes:

All dimensions and masses provided are approximate only and subject to manufacturing tolerances.

Products are to be installed in accordance with the relevant and current Product Installation Guide and Technical Documentation.

For information relating to installation, best practices, warnings and warranties visit www.jameshardie.com.au or phone us on 13 11 03.

Key:

° Excludes pallet, glut and packaging.

Hardie™ Break

Hardie™ Break is a 12mm thick thermal break strip designed to reduce thermal bridging in steel frame applications*. It is made from a unique dual layer density configuration of polyolefin insulating material with a closed cell technology.

Hardie™ Break has been specifically designed for use behind Hardie™ external cladding on steel frames in residential, medium density, transportable and commercial applications*.



Product Code	Length (mm)	Width (mm)	Thickness (mm)	Pack Weight (kg)	Lineal Metres per Pack
305612	2,750	43	12	10.3	123.75

Selling units per pack: 45

Hardie™ Break Accessories & Tools



305984

Hardie™ Drive Screw 41mm Square Drive

A class 3 self-tapping wing-tipped screw for fastening to 0.5mm to 1.6mm BMT light gauge steel frames.

Selling Unit: 1,000 per box



305982

Hardie™ Drive Screw 41mm Phillips Drive Collated

A class 3 self-tapping wing-tipped screw for fastening to 0.5mm to 1.6mm BMT light gauge steel frames. Suitable for use in most auto feed screw guns.

Selling Unit: 1,000 per box



Notes:

All dimensions and masses provided are approximate only and subject to manufacturing tolerances. Products are to be installed in accordance with the relevant and current Product Installation Guide and Technical Documentation. For information relating to installation, best practices, warnings and warranties visit www.jameshardie.com.au or phone us on 13 11 03.

Key:
* Hardie™ Break thermal strip may not be suitable in Type A and B fire-resisting construction as per Specification C1.1 (Volume 1) of the National Construction Code. Contact James Hardie on 13 11 03 for further information and advice prior to specification.

Hardie™ Weather Barrier

Hardie™ Weather Barrier (formerly known as Hardie Wrap) is a non-perforated, highly breathable safe-glare weather barrier to be used behind Hardie™ and other* external cladding products.

Made from an advanced triple-layered material, Hardie™ Weather Barrier has been engineered for the Australian climate. It delivers a triple-shield of protection to help against external weather penetration, internal condensation build up and external heat penetration.

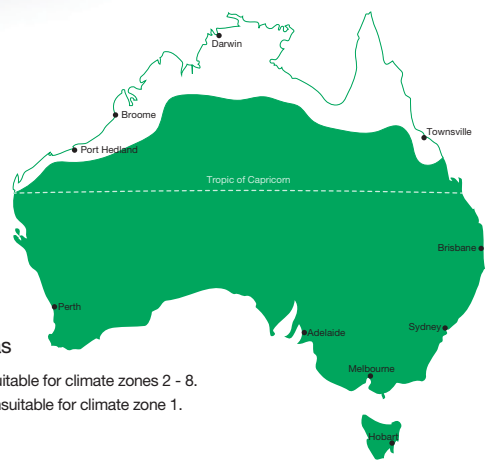
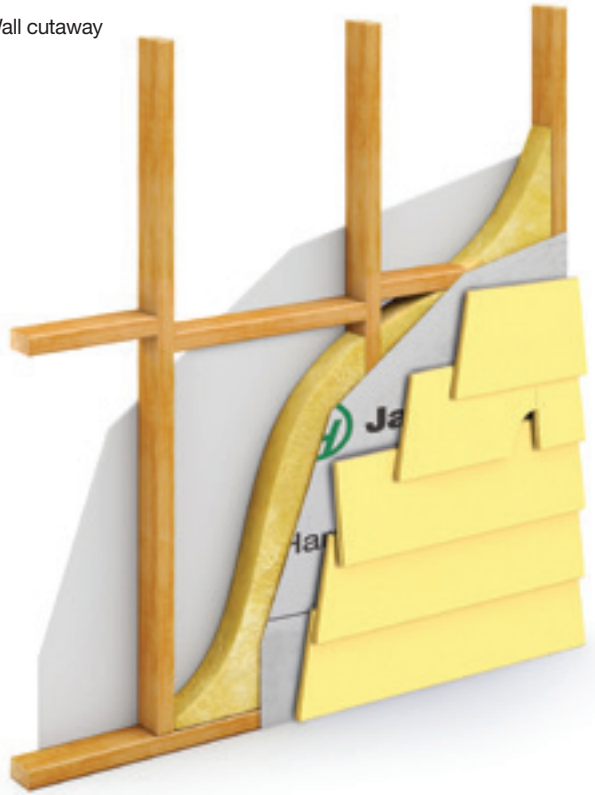
Hardie™ Weather Barrier can be used in wall and gable applications in all Australian climates zones from 2 through to 8 (as per green shading on the map). Its unsuitable for climate zone 1, the humid, tropical areas of Northern Australia.

Hardie™ Weather Barrier can be fixed to timber or light gauge steel frames, beneath Hardie™ and other* external claddings, in residential, medium density and commercial buildings.



Product Code	Roll Length (m)	Roll Width (m)	Roll Weight (kg)	Roll Coverage (m ²)	Duty Classification*
305664	30	2.75	9	82.5	Light*

Wall cutaway



Usage areas

- Green = Suitable for climate zones 2 - 8.
- White = Unsuitable for climate zone 1.

Notes:

All dimensions and masses provided are approximate only and subject to manufacturing tolerances. Products are to be installed in accordance with the relevant and current Product Installation Guide and Technical Documentation. For information relating to installation, best practices, warnings and warranties visit www.jameshardie.com.au or phone us on 13 11 03.


Key:

* Specifier is responsible for confirming the suitability of Hardie™ Weather Barrier for a specific design and climate zone with the selected external cladding product. Refer to the relevant cladding manufacturer for further information. ^ In accordance with AS/NZS 4200.1.

Secura™ Exterior Flooring

Secura™ Exterior Flooring is an external structural flooring substrate for tile finishes over timber or lightweight steel floor joists. Simple and fast to install, Secura™ Exterior Flooring helps give you extra peace of mind against moisture damage to balconies and decks.

Secura™ Exterior Flooring is suitable for use as an external substrate for tiled residential balconies and decks. It's an alternative to particle board, plywood or compressed fibre cement.



Edge Colour	Product Code	Length (mm)	Width (mm)	Thickness (mm)	Joint Centres (mm)	Weight per Unit* (kg)	Coverage per Sheet (m ²)
Light Blue	404050	2,700	600	19	450	42	1.62
Dark Blue	404689	2,400	600	22	600	43	1.44

Secura™ Exterior Flooring Accessories



305984

Hardie™ Drive Screw 41mm Square Drive

A class 3 self-tapping wing-tipped screw for fastening to 0.5mm to 1.6mm BMT light gauge steel frames.

Selling Unit: 1,000 per box



305982

Hardie™ Drive Screw 41mm Phillips Drive Collated

A class 3 self-tapping wing-tipped screw for fastening to 0.5mm to 1.6mm BMT light gauge steel frames. Suitable for use in most auto feed screw guns.

Selling Unit: 1,000 per box



300660

Hardie™ Blade Saw Blade 185mm

A poly-diamond blade for fast and clean cutting of Hardie™ fibre cement products.

Diameter: 185mm

Selling Unit: 1 each



303375

Hardie™ Blade Saw Blade 254mm

A poly-diamond blade for fast and clean cutting of Hardie™ fibre cement products.

Diameter: 254mm

Selling Unit: 1 each



305534

Hardie™ Joint Sealant* 300mL cartridge

A general purpose, paintable, exterior grade polyurethane joint sealant.

300mL cartridge

Selling Unit: 20 per box



305672

Hardie™ Joint Sealant* 600mL sausage

A general purpose, paintable, exterior grade polyurethane joint sealant.

600mL sausage

Selling Unit: 20 per box

Notes:

All dimensions and masses provided are approximate only and subject to manufacturing tolerances.

Products are to be installed in accordance with the relevant and current Product Installation Guide and Technical Documentation.

For information relating to installation, best practices, warnings and warranties visit www.jameshardie.com.au or phone us on 13 11 03.

Key:

^ Hardie Sealant is unsuitable as a fire rated sealant. ° Excludes pallet, glut and packaging.

ExoTec™ Façade Panel and System

Exteriors

Commercial

Interiors

Outdoors

Other

ExoTec™ Façade Panel and System is a fully sealed, compressed façade panel installed with a proprietary fixing system. It features expressed joints and is either site-painted or pre-finished off-site. ExoTec™ Façade Panel and System is the most popular fibre cement commercial façade system.

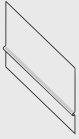
ExoTec™ Façade Panel and System is suitable for use as an external façade, fascia or soffit on commercial buildings requiring a durable, low-maintenance and impact-resistant system, and an expressed-jointed panel look. It's suitable for either full panel or composite designs.



Product Code	Length (mm)	Width (mm)	Thickness (mm)	Weight per Unit* (kg)	Coverage per Sheet (m ²)
402205	2,400	1,200	9	44	2.88
402209	3,000	1,200	9	55	3.6

Selling units per pack: 16 sheets or each

ExoTec™ Façade Panel and System Accessories



Hardie™ Backing Strip 1190mm

A weather seal at horizontal panel joints for use with ExoTec™ Façade Panel and System and Matrix™ Cladding.
Length: 1,190mm
Selling Unit: 10 per pack or each

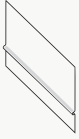
305557



Hardie™ Backing Strip 2390mm

A weather seal at horizontal panel joints for use with ExoTec™ Façade Panel and System and Matrix™ Cladding.
Length: 2,390mm
Selling Unit: 10 per pack or each

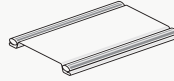
305558



Hardie™ Backing Strip 2990mm

A weather seal at horizontal panel joints for use with ExoTec™ Façade Panel and System and Matrix™ Cladding.
Length: 2,990mm
Selling Unit: 10 per pack or each

305559



ExoTec™ Gasket Snap Strip 3,620mm long

For use with the ExoTec™ Façade Panel and System, this gasket snap strip is specially designed to clip into the ExoTec™ Top Hat at vertical façade panel joints to cover fixings to the structure and to provide an initial weather seal and drainage using a neoprene gasket.
Length: 3,620mm.
Selling Unit: 10 per pack

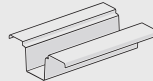
305556



Hardie™ Façade Washers

Façade washers used for exposed fastener fixing with ExoTec™ Façade Panel and System and Matrix™ Cladding.
Selling Unit: 1,000 per bag

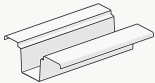
305565



ExoTec™ Top Hat 6,000mm long

A rolled metal section, for use with ExoTec™ Façade Panel and System, designed to span across the building structure to support façade panels and isolate differential movement of the panels from those of the structure.
124mm wide x 35mm deep x 0.75mm gauge thick.
Length: 6,000mm
Selling Unit: 45 per pack

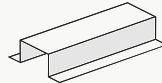
305948



ExoTec™ Top Hat 7,200mm long

A rolled metal section, for use with ExoTec™ Façade Panel and System, designed to span across the building structure to support façade panels and isolate differential movement of the panels from those of the structure.
124mm wide x 35mm deep x 0.75mm gauge thick.
Length: 7,200mm
Selling Unit: 45 per pack

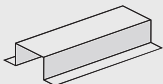
305947



Hardie™ Intermediate Top Hat 0.75mm BMT 6000mm

A metal top hat for use with ExoTec™ Façade Panel and System for intermediate sheet support.
50mm wide face x 35mm deep x 0.75mm gauge thick.
Length: 6,000mm
Selling Unit: 50 per pack

305950



Hardie™ Intermediate Top Hat 0.75mm BMT 7200mm

A metal top hat for use with ExoTec™ Façade Panel and System for intermediate sheet support.
50mm wide face x 35mm deep x 0.75mm gauge thick.
Length: 7,200mm
Selling Unit: 50 per pack

305949

Notes:

All dimensions and masses provided are approximate only and subject to manufacturing tolerances.
Products are to be installed in accordance with the relevant and current Product Installation Guide and Technical Documentation.
For information relating to installation, best practices, warnings and warranties visit www.jameshardie.com.au or phone us on 13 11 03.

Key:

° Excludes pallet, glut and packaging.

RAB™ Board

Exteriors

Commercial

Interiors

Outdoors

Other

RAB™ Board is a 6mm specialised fibre cement rigid air barrier that can be used beneath façade systems and external claddings, providing added protection against the elements. Each panel is sealed with James Hardie's proprietary penetrating sealer technology, keeping water, air and wind out, while allowing moisture vapour to easily escape.

RAB™ Board's exceptional strength helps equalise air pressure inside the wall cavity, allowing buildings to stand up to 7kPa high wind pressures. RAB™ Board is easy to install and can be exposed for up to 180 days prior to installing the external cladding.

The inherent strength of RAB™ Board makes it an ideal product for use in external wall design in residential or commercial specific design projects.



Product Code	Length (mm)	Width (mm)	Thickness (mm)	Weight per Unit ^a (kg)	Coverage per Panel (m ²)
402980	2,450	1,200	6 ^A	27	2.94
405131	2,750	1,200	6 ^A	30	3.3
402981	3,000	1,200	6 ^A	33	3.6

Selling units per pack: 40 sheets

RAB™ Board Accessories



305984

Hardie™ Drive Screw 41mm Square Drive

A class 3 self-tapping wing-tipped screw for fastening to 0.5mm to 1.6mm BMT light gauge steel frames.

Selling Unit: 1,000 per box

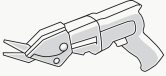


305982

Hardie™ Drive Screw 41mm Phillips Drive Collated

A class 3 self-tapping wing-tipped screw for fastening to 0.5mm to 1.6mm BMT light gauge steel frames. Suitable for use in most auto feed screw guns.

Selling Unit: 1,000 per box



300653

Hardie™ Fibreshears

Electric tool for cutting fibre cement sheets.

Selling Unit: 1 each



305915

Villaboard™ Score and Snap Knife

A score and snap knife designed to efficiently cut through Hardie™ external cladding and internal lining products ≤9mm thick.

Selling Unit: 12 per pack

Notes:

All dimensions and masses provided are approximate only and subject to manufacturing tolerances.

Products are to be installed in accordance with the relevant and current Product Installation Guide and Technical Documentation.

For information relating to installation, best practices, warnings and warranties visit www.jameshardie.com.au or phone us on 13 11 03.

Key:

⁴ Unavailable in WA. ⁵ Excludes pallet, glut and packaging.

Villaboard™ Lining

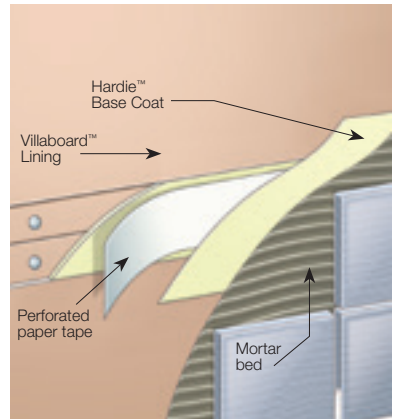
Villaboard™ Lining is a pre-sealed flat sheet with long edges recessed for flush jointing. Sanded smooth, Villaboard™ Lining is a seamless flat surface that can be painted, wallpapered or tiled to create a wide range of design looks.

Villaboard™ Lining is suitable for use as an internal wall and ceiling lining in bathrooms, laundries, kitchens and high-traffic areas in residential, medium-density and commercial buildings, where a durable wet area lining or a durable, seamless flat surface is required for tiles, wallpaper or paint. It can be used on either timber or light gauge steel framed buildings.



Product Code	Length (mm)	Width (mm)	Thickness (mm)	Weight per Unit ^a (kg)	Coverage per Sheet (m ²)
Villaboard™ Lining 6mm					
400364	1,800	1,200	6	20	2.16
400362	2,400	1,200	6	26	2.88
400361	2,700	1,200	6	30	3.24
400360	3,000	1,200	6	33	3.6
400359	3,600	1,200	6	40	4.32
400370	2,400	1,350	6	30	3.24
400369	3,000	1,350	6	37	4.05
400368	3,600	1,350	6	44	4.86
Villaboard™ Lining 9mm^Δ					
400357	2,400	1,200	9 ^Δ	40	2.88
400356	2,700	1,200	9 ^Δ	44	3.24
400355	3,000	1,200	9 ^Δ	49	3.6
400354	3,600	1,200	9 ^Δ	59	4.32
403331	3,000	1,350	9 ^Δ	56	4.05

Selling units per pack: 6mm – 15 or 30 sheets; 9mm – 30 sheets



Villaboard™ Lining Accessories



305984

Hardie™ Drive Screw 41mm Square Drive

A class 3 self-tapping wing-tipped screw for fastening to 0.5mm to 1.6mm BMT light gauge steel frames.

Selling Unit: 1,000 per box

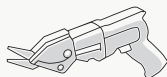


305982

Hardie™ Drive Screw 41mm Phillips Drive Collated

A class 3 self-tapping wing-tipped screw for fastening to 0.5mm to 1.6mm BMT light gauge steel frames. Suitable for use in most auto feed screw guns.

Selling Unit: 1,000 per box



300653

Hardie™ Fibreshears

Electric tool for cutting fibre cement sheets.

Selling Unit: 1 each



305915

Villaboard™ Score and Snap Knife

A score and snap knife designed to efficiently cut through Hardie™ external cladding and internal lining products ≤9mm thick.

Selling Unit: 12 per pack



300660

Hardie™ Blade Saw Blade 185mm

A poly-diamond blade for fast and clean cutting of Hardie™ fibre cement products.

Diameter: 185mm

Selling Unit: 1 each



303375

Hardie™ Blade Saw Blade 254mm

A poly-diamond blade for fast and clean cutting of Hardie™ fibre cement products.

Diameter: 254mm

Selling Unit: 1 each



305534

Hardie™ Joint Sealant* 300mL cartridge

A general purpose, paintable, exterior grade polyurethane joint sealant.

300mL cartridge

Selling Unit: 20 per box



305672

Hardie™ Joint Sealant* 600mL sausage

A general purpose, paintable, exterior grade polyurethane joint sealant.

600mL sausage

Selling Unit: 20 per box



304491

Hardie™ Base Coat 15kg Bag

A water-resistant base coat compound.

Selling Unit: 1 each



305535

Hardie™ Base Coat 4kg Tub

A water-resistant base coat compound used in conjunction with Hardie™ Top Coat to create a seamless flush joint for Villaboard™ Lining.

Selling Unit: 4 per box



305536

Hardie™ Top Coat 3kg Tub

A water-resistant top coat compound used in conjunction with Hardie™ Base Coat to create a seamless flush joint for Villaboard™ Lining.

Selling Unit: 4 per box



304493

Hardie™ Top Coat 15kg Tub

A water-resistant top coat compound used in conjunction with Hardie™ Base Coat to create a seamless flush joint for Villaboard™ Lining.

Selling Unit: 1 each

Notes:

All dimensions and masses provided are approximate only and subject to manufacturing tolerances.

Products are to be installed in accordance with the relevant and current Product Installation Guide and Technical Documentation.

For information relating to installation, best practices, warnings and warranties visit www.jameshardie.com.au or phone us on 13 11 03.

Key:

^ Hardie Sealant is unsuitable as a fire rated sealant. ^ Unavailable in WA. ° Excludes pallet, glut and packaging.

Versilux™ Lining

Versilux™ Lining is a pre-sealed flat sheet with square edges for butt joints. Sanded smooth and pre-sealed, Versilux™ Lining provides a flat surface that is site-painted to create a panellised look.

Versilux™ Lining is suitable for use in eaves, soffits and ceilings as well as internal walls in high-traffic areas. It suits residential, medium-density and commercial buildings where a durable, flat panel look is required. Suitable for timber or light gauge steel frames.



6mm Versilux™ Lining with Hardie™ Black PVC Eave and Soffit Joiner for an express joint look.

Product Code	Length (mm)	Width (mm)	Thickness (mm)	Weight per Unit [°] (kg)	Coverage per Panel (m ²)
Versilux™ Lining 4.5mm^Δ (Bevel Edge)					
400452	2,400	1,200	4.5 ^Δ	20	2.88
400450	3,000	1,200	4.5 ^Δ	25	3.60
400449	3,600	1,200	4.5 ^Δ	30	4.32
Versilux™ Lining 6mm (Square Edge)					
404777	2,400	1,200	6	26	2.88
404776	3,000	1,200	6	33	3.60
404778	3,600	1,200	6	40	4.32
Versilux™ Lining 9mm (Square Edge)^Δ					
401878	2,700	1,200	9 ^Δ	44	3.24
404902	2,400	1,200	9 ^Δ	40	2.88
404903	3,000	1,200	9 ^Δ	49	3.60

Selling units per pack: 4.5mm – 30 sheets; 6mm – 15 or 30 sheets; 9mm – 30 sheets

Notes:

All dimensions and masses provided are approximate only and subject to manufacturing tolerances.

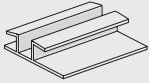
Products are to be installed in accordance with the relevant and current Product Installation Guide and Technical Documentation.

For information relating to installation, best practices, warnings and warranties visit www.jameshardie.com.au or phone us on 13 11 03.

Key:

^Δ Unavailable in WA. [°] Excludes pallet, glut and packaging.

Versilux™ Lining Accessories

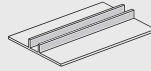


305506

Hardie™ 4.5mm PVC Eave Soffit Express Joints Black 3000mm

A PVC extrusion used to join 4.5mm thick Versilux™ Lining or Hardie™ Flex sheets in eave and soffit applications, to give an expressed joint look.

Note: Not suitable for external wall cladding applications.

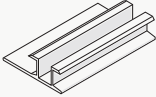


305432

Hardie™ 6mm PVC Eave Soffit Express Joints Black 3000mm

A black PVC extrusion used to join 6mm thick Versilux™ Lining or Hardie™ Flex sheets in eave and soffit applications, to give an expressed joint look.

Note: Not suitable for external wall cladding applications.

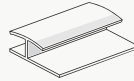


305649

Hardie™ 6mm Aluminium Negative Joints

A natural anodised aluminium extrusion used to join panels in dry and wet area applications, creating an expressed-joint look.

Length: 2,700mm x 6mm



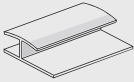
305538

Hardie™ 4.5mm PVC Straight Joints 2400mm

A PVC extrusion used to join sheets.

Length: 2,400mm x 4.5mm

Selling Unit: 25 per pack



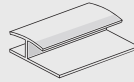
305541

Hardie™ 4.5mm PVC Straight Joints 3000mm

A PVC extrusion used to join sheets.

Length: 3,000mm x 4.5mm

Selling Unit: 25 per pack



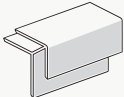
305546

Hardie™ 6mm PVC Straight Joints 3000mm

A PVC extrusion used to join sheets.

Length: 3,000mm x 6.0mm

Selling Unit: 25 per pack



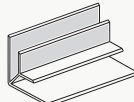
305544

Hardie™ 6mm PVC External Corner Angle 3000mm

A PVC extrusion, to be used with 6mm thick sheets at external corner junctions to conceal the sheet edge.

Length: 3,000mm

Selling Unit: 25 per pack



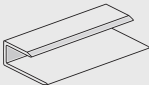
305545

Hardie™ 6mm PVC Internal Corner Angle 3000mm

A PVC extrusion, to be used with 6mm thick sheets at internal corner junctions to conceal the sheet edge.

Length: 3,000mm

Selling Unit: 25 per pack



305542 / 305543

Hardie™ PVC Cap Mould 3000mm

A PVC extrusion used to finish sheet edges.

Length: 3,000mm x 4.5mm / 3,000mm x 6.0mm

Selling Unit: 25 per pack



305979

Hardie™ Drive Screw 41mm Square Drive

A class 3 self-tapping wing-tipped screw for fastening to 0.5mm to 1.6mm BMT light gauge steel frames.

Selling Unit: 1,000 per box

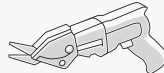


305980

Hardie™ Drive Screw 41mm Phillips Drive Collated

A class 3 self-tapping wing-tipped screw for fastening to 0.5mm to 1.6mm BMT light gauge steel frames. Suitable for use in most auto feed screw guns.

Selling Unit: 1,000 per box



300653

Hardie™ Fibreshears

Electric tool for cutting fibre cement sheets.

Selling Unit: 1 each



305915

Villaboard™ Score and Snap Knife

A score and snap knife designed to efficiently cut through Hardie™ external cladding and internal lining products ≤9mm thick.

Selling Unit: 12 per pack



300660 / 303375

Hardie™ Blade Saw Blade

A poly-diamond blade for fast and clean cutting of Hardie™ fibre cement products.

185mm / 254mm

Diameter: 185mm / 254mm

Selling Unit: 1 each

Exteriors

Commercial

Interiors


Outdoors

Other

Hardie™ Groove Lining

Hardie™ Groove Lining is a flat sheet that has vertical V-shaped grooves carved into its face at 100mm intervals. Sanded smooth, it's site-painted to create the traditional look of tongue-and-groove timber panels.

Hardie™ Groove Lining is suitable for use as an internal wall lining in residential living areas, hallways, bathrooms (excluding showers) and garages and on eaves and soffits where a durable, tongue-and-groove timber panel look is required. It can be used on either timber or light gauge steel framed homes.



Product Code	Length (mm)	Width (mm)	Thickness (mm)	Weight per Unit* (kg)	Coverage per Sheet (m²)
400245	2,700	1,200	7.5	37	3.24

Selling units per pack: 30 sheets, or half packs of 15 sheets

Exteriors

Commercial

Interiors

Outdoors

Other

Hardie™ Groove Lining Accessories



305984

Hardie™ Drive Screw 41mm Square Drive

A class 3 self-tapping wing-tipped screw for fastening to 0.5mm to 1.6mm BMT light gauge steel frames.

Selling Unit: 1,000 per box

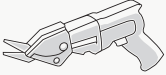


305982

Hardie™ Drive Screw 41mm Phillips Drive Collated

A class 3 self-tapping wing-tipped screw for fastening to 0.5mm to 1.6mm BMT light gauge steel frames. Suitable for use in most auto feed screw guns.

Selling Unit: 1,000 per box



300653

Hardie™ Fibreshears

Electric tool for cutting fibre cement sheets.

Selling Unit: 1 each



305915

Villaboard™ Score and Snap Knife

A score and snap knife designed to efficiently cut through Hardie™ external cladding and internal lining products ≤9mm thick.

Selling Unit: 12 per pack



300660

Hardie™ Blade Saw Blade 185mm

A poly-diamond blade for fast and clean cutting of Hardie™ fibre cement products.

Diameter: 185mm

Selling Unit: 1 each



303375

Hardie™ Blade Saw Blade 254mm

A poly-diamond blade for fast and clean cutting of Hardie™ fibre cement products.

Diameter: 254mm

Selling Unit: 1 each

Notes:

All dimensions and masses provided are approximate only and subject to manufacturing tolerances.

Products are to be installed in accordance with the relevant and current Product Installation Guide and Technical Documentation.

For information relating to installation, best practices, warnings and warranties visit www.jameshardie.com.au or phone us on 13 11 03.

Key:

° Excludes pallet, glut and packaging.

Secura™ Interior Flooring

Secura™ Interior Flooring is a heavy-duty yet lightweight structural flooring substrate that does double duty – it can be easily used for tile, vinyl and carpet finishes over timber or steel floor joists in both residential general interiors and wet areas. Simple and fast to install, Secura™ Interior Flooring is the easiest way to get top protection against moisture damage to all interior floors.

Secura™ Interior Flooring is suitable for use as a substrate for direct fixing of tiles, vinyl and carpet in residential floors and wet areas, as an alternative to particle board, plywood or compressed fibre cement.



Edge Colour	Product Code	Length (mm)	Width (mm)	Thickness (mm)	Joint Centres (mm)	Weight per Unit ^o (kg)	Coverage per Sheet (m ²)
White	404173	2,700	600	19	450	42	1.62
White	403550	1,800	900	19	450	42	1.62
Dark Grey	404691	2,400	600	22	600	43	1.44

Exteriors

Commercial

Interiors

Outdoors

Other

Secura™ Exterior Flooring Accessories



305984

Hardie™ Drive Screw 41mm Square Drive

A class 3 self-tapping wing-tipped screw for fastening to 0.5mm to 1.6mm BMT light gauge steel frames.

Selling Unit: 1,000 per box



305982

Hardie™ Drive Screw 41mm Phillips Drive Collated

A class 3 self-tapping wing-tipped screw for fastening to 0.5mm to 1.6mm BMT light gauge steel frames. Suitable for use in most auto feed screw guns.

Selling Unit: 1,000 per box



300660

Hardie™ Blade Saw Blade 185mm

A poly-diamond blade for fast and clean cutting of Hardie™ fibre cement products.

Diameter: 185mm

Selling Unit: 1 each



303375

Hardie™ Blade Saw Blade 254mm

A poly-diamond blade for fast and clean cutting of Hardie™ fibre cement products.

Diameter: 254mm

Selling Unit: 1 each



305534

Hardie™ Joint Sealant* 300mL cartridge

A general purpose, paintable, exterior grade polyurethane joint sealant.

300mL cartridge

Selling Unit: 20 per box



305672

Hardie™ Joint Sealant* 600mL sausage

A general purpose, paintable, exterior grade polyurethane joint sealant.

600mL sausage

Selling Unit: 20 per box

Notes:

All dimensions and masses provided are approximate only and subject to manufacturing tolerances.

Products are to be installed in accordance with the relevant and current Product Installation Guide and Technical Documentation.

For information relating to installation, best practices, warnings and warranties visit www.jameshardie.com.au or phone us on 13 11 03.

Key:

^ Hardie Sealant is unsuitable as a fire rated sealant. ° Excludes pallet, glut and packaging.

Hardie™ Panel Compressed Sheet

Exteriors

Commercial


Interiors

Outdoors

Other

Hardie™ Panel Compressed Sheet is a structural flooring substrate for ceramic tile finishes over timber or lightweight steel floor joists; it's made from durable compressed fibre cement.

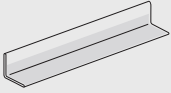
Hardie™ Panel Compressed Sheet is suitable for use as an internal substrate for tiled wet-area floors and an external substrate for tiled balconies, verandas and decks, in both residential and commercial buildings. It's a durable, moisture-resistant alternative to particleboard and plywood substrates, and a lightweight alternative to concrete.



Product Code	Length (mm)	Width (mm)	Thickness (mm)	Weight per Unit ^a (kg)	Coverage per Panel (m ²)
Hardie™ Panel Compressed Sheet 15mm^a					
400081	2,400	1,200	15 ^a	80	2.88
400079	3,000	1,200	15 ^a	100	3.6
Hardie™ Panel Compressed Sheet 18mm^a					
400094	2,400	1,200	18 ^a	96	2.88
400460	3,000	1,200	18 ^a	120	3.6
Hardie™ Panel Compressed Sheet 24mm^a					
400461	2,400	1,200	24 ^a	128	2.88

Selling units per pack: 15mm – 10 sheets or each, 18mm – 8 sheets or each, 24mm – 6 sheets or each

Hardie™ Panel Compressed Sheet Accessories



305554

Hardie™ 45x45mm PVC Corner Angle Mould 3000mm

A PVC extrusion used to finish internal and external corners.
Length: 3,000mm
Selling Unit: 25 per pack



300660

Hardie™ Blade Saw Blade 185mm

A poly-diamond blade for fast and clean cutting of Hardie™ fibre cement products.
Diameter: 185mm
Selling Unit: 1 each



303375

Hardie™ Blade Saw Blade 254mm

A poly-diamond blade for fast and clean cutting of Hardie™ fibre cement products.
Diameter: 254mm
Selling Unit: 1 each



305534

Hardie™ Joint Sealant® 300mL cartridge

A general purpose, paintable, exterior grade polyurethane joint sealant.
300mL cartridge
Selling Unit: 20 per box



305672

Hardie™ Joint Sealant® 600mL sausage

A general purpose, paintable, exterior grade polyurethane joint sealant.
600mL sausage
Selling Unit: 20 per box

Notes:

All dimensions and masses provided are approximate only and subject to manufacturing tolerances.
Products are to be installed in accordance with the relevant and current Product Installation Guide and Technical Documentation.
For information relating to installation, best practices, warnings and warranties visit www.jameshardie.com.au or phone us on 13 11 03.

Key:

[^] Hardie Sealant is unsuitable as a fire rated sealant. [^] Unavailable in WA. [°] Excludes pallet, glut and packaging.

Hardie™ Ceramic Tile Underlay

Hardie™ Ceramic Tile Underlay is an internal underlay for ceramic tile finishes which helps protect against movement that occurs naturally in timber, particleboard and plywood substrates.

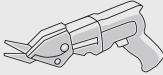





Hardie™ Ceramic Tile Underlay is suitable for use on top of internal timber, particleboard and plywood substrates, and under ceramic tiles, in either wet or dry areas.



Product Code	Length (mm)	Width (mm)	Thickness (mm)	Weight per Unit ² (kg)	Coverage per Sheet (m ²)
403190	1,800	1,200	6 ^A	20	2.16

Selling units per pack: 60 sheets

Hardie™ Ceramic Tile Underlay Accessories

 <p>Hardie™ Fibreshears Electric tool for cutting fibre cement sheets. Selling Unit: 1 each</p> <p>300653</p>	 <p>Villaboard™ Score and Snap Knife A score and snap knife designed to efficiently cut through Hardie™ external cladding and internal lining products ≤9mm thick. Selling Unit: 12 per pack</p> <p>305915</p>
 <p>Hardie™ Blade Saw Blade 185mm A poly-diamond blade for fast and clean cutting of Hardie™ fibre cement products. Diameter: 185mm Selling Unit: 1 each</p> <p>300660</p>	 <p>Hardie™ Blade Saw Blade 254mm A poly-diamond blade for fast and clean cutting of Hardie™ fibre cement products. Diameter: 254mm Selling Unit: 1 each</p> <p>303375</p>
 <p>Hardie™ Joint Sealant* 300mL cartridge A general purpose, paintable, exterior grade polyurethane joint sealant. 300mL cartridge Selling Unit: 20 per box</p> <p>305534</p>	 <p>Hardie™ Joint Sealant* 600mL sausage A general purpose, paintable, exterior grade polyurethane joint sealant. 600mL sausage Selling Unit: 20 per box</p> <p>305672</p>

Notes:

All dimensions and masses provided are approximate only and subject to manufacturing tolerances. Products are to be installed in accordance with the relevant and current Product Installation Guide and Technical Documentation. For information relating to installation, best practices, warnings and warranties visit www.jameshardie.com.au or phone us on 13 11 03.

Key:

[^] Hardie Sealant is unsuitable as a fire rated sealant. [^] Unavailable in WA. [°] Excludes pallet, glut and packaging.

Hardie™ Deck System

Exteriors

Commercial

Interiors

Outdoors

Other

Hardie™ Deck System is a system that provides a highly durable, low maintenance deck, with a modern appearance. Smooth, wide boards with clean lines and freedom of colour choice makes this fibre cement decking a stunning outdoor floor. Hardie™ Deck System is designed to stay strong as it ages. Unlike timber, Hardie™ Deck System is resistant to damage from moisture and termites. And when the sun beats down, you can rely on Hardie™ Deck System not to warp or splinter. The system is suitable for outdoor use including around pool and bushfire zone* applications.

Hardie™ Deck System is made from Hardie™ premium fibre cement. It creates a clean look to connect a stylish interior environment with the outdoors, without risking damage from the elements. The concealed fixing system is designed to provide effective drainage and ventilation particularly for low set deck applications. Boards are installed with a base joister and top-strip system that conceals screws to maintain the modern good looks of Hardie™ Deck System.



Notes:

All dimensions and masses provided are approximate only and subject to manufacturing tolerances. Products are to be installed in accordance with the relevant and current Product Installation Guide and Technical Documentation. For information relating to installation, best practices, warnings and warranties visit www.jameshardie.com.au or phone us on 13 11 03.






Key:

* The Hardie™ Deck Concealed Fixing System is made from powder coated aluminium which has been certified for use in bushfire prone areas including BAL-FZ by CSIRO. ° Based on a rectangle of 3m by 10m deck in standard layout and no corners, for more intricate designs, consult your account manager or the MyHardies take off tool available via jameshardie.com.au. ° Excludes pallet, glut and packaging.




Hardie™ Deck System Board

Product Code	Product Name & Description	Length (mm)	Width (mm)	Thickness (mm)	Effective Cover* (mm)	Weight per Unit ^o (kg)	Illustration
404780	Decking board 19 x 196 x 3000mm Main decking board slotted in both long edges.	3,000	196	19	210	19	

Hardie™ Deck System Accessories

Product Code	Product Name & Description	Length (mm)	Coverage	Quantity per Box	Illustration
306010	Hardie™ Deck Double Winged Base Jointer 225mm Double wing base jointer used to join all long edges of Hardie™ Deck System boards.	225	30m ² (box) 3m ² (pack)	10 packs of 35 (350 units)	
306012	Hardie™ Deck Snap-In Top Strip 3000mm Snaps into the based jointer after coating to conceal fasteners.	3,000	30m ² (box) 3m ² (pack)	10 packs of 5 (50 units)	
306014	Hardie™ Deck Snap-In Top Strip FZ 3000mm Suitable for FZ applications; snaps into the based jointer after coating to conceal fasteners.	3,000	30m ² (box) 3m ² (pack)	10 packs of 5 (50 units)	
Product Code	Product Name & Description	Length (mm)	Quantity per Box	Illustration	
306032	Hardie™ Deck Wingless Base Jointer 225mm Wingless base jointer used to join all long edges of Hardie™ Deck System boards.	3,000	10 packs (50 units)		
306011	Hardie™ Deck Single Wing Base Jointer 225mm Single wing base jointer used to join all long edges of Hardie™ Deck System boards.	225	10 packs (350 units)		

Hardie™ Deck System options

Product Code	Product Name & Description	Length (mm)	Width (mm)	Thickness (mm)	Effective Cover* (mm)	Weight per Unit ^o (kg)	Illustration
404782	Finishing board 19 x 296 x 3000mm Wider decking board with no slots. Used for pattern variation and stair treads.	3,000	296	19	296	29	
Product Code	Product Name & Description	Length (mm)	Quantity per Box	Illustration			
305844	Fascia edge cap 3000mm long Used to fix the first board long edge and finish deck edge with a fascia board.	3,000	10 units per pack				
305846	Slimline edge cap 3000mm long Used to fix the first board long edge and finish deck edge with or without a fascia board.	3,000	10 units per pack				

Hardie™ Smart Fire & Acoustic Wall Systems

Boundary Wall System

Hardie™ Boundary Wall System is a fire and acoustic rated boundary wall solution designed for Class 1 & 10a timber framed buildings. Hardie™ Boundary Wall System is up to 45% more compact than a standard brick veneer boundary wall; for every 10 lineal metres of Hardie™ Boundary Wall System, you gain up to 1.25m² of floor space[#]. This delivers a significant saving in usable land area while maximising property value.

Hardie™ Boundary Wall System also comes with the good looks and versatility of Hardie™ external cladding given any product 6mm or greater can be installed as part of the system.

Application(s):

- Class 1 & 10a timber framed buildings.
- Designed for townhouses, terraces and detached buildings where external walls are in close proximity to the boundary. Also suitable for bushfire zone areas (up to BAL-FZ).

System Performance*:



FRL 60/60/60
FROM THE OUTSIDE



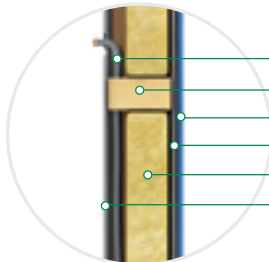
Rw 47 - 48



R 2.0 - 2.6



4.0 - 10 kN/m



30mm cavity for services

90mm timber stud wall

Hardie™ external cladding (6mm or thicker)

Hardie™ Weather Barrier

60mm Hardie™ Fire Insulation

Hardie™ internal lining (6mm or thicker)



Main Components Supplied by James Hardie

Hardie™ Fire Insulation

Product Code	Dimensions (mm)	Material R-value (m2.K/w)	Pieces per Pack	Weight (Kg)	Coverage per Pack (m²)	Foil Laminate	Stud Spacing (mm)
305903	560x1160x60	1.7	7	23.2	5.1	Yes	600
305902	420x1160x60	1.7	7	17.4	3.8	Yes	450
305909	420x1310x60	1.7	7	19.8	4.3	Yes	450

Hardie™ external cladding (6mm or thicker)

Refer to the relevant external cladding product page(s) within this document.

Hardie™ Weather Barrier

Refer to pages 34-35 of this document.

Villaboard™ Lining 6mm

Refer to pages 38-39 of this document.

Notes:

All dimensions and masses provided are approximate only and subject to manufacturing tolerances. Products are to be installed in accordance with the relevant and current Product Installation Guide and Technical Documentation. For information relating to installation, best practices, warnings and warranties visit www.jameshardie.com.au or phone us on 13 11 03.

Key:
* Compared to a standard 230mm thick brick veneer wall. *Refer to the relevant Hardie™ Smart Fire & Acoustic Wall Systems Design Guide for further information.

Hardie™ Smart Fire & Acoustic Wall Systems

ZeroLot™ Wall System

Hardie™ Smart ZeroLot™ Wall System is a fire and acoustic rated dual boundary wall solution designed for Class 1 & 10a timber framed buildings. In multi-occupancy projects, Hardie™ Smart ZeroLot™ Wall System has the distinct advantage of enabling construction of all dwellings in your development independently. This results in flexibility of building process and improved business cash flow.

Hardie™ Smart ZeroLot™ Wall System also offers a higher property value for the same block of land by providing fully detached dwellings and increased internal liveable space. For instance, on every 10m wall length you gain 2.45m² of internal space per dwelling[#].

Application(s):

- Class 1 & 10a timber framed buildings.
- Fully detached dwellings with minimum offset.

System Performance*:



FRL 60/60/60
ONE WAY

per wall



Rw 47 - 48

per wall



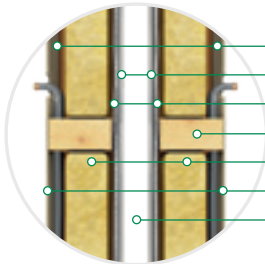
R 1.6 - 1.7[^]

per wall




4.0 - 10 kN/m

per wall



- 30mm cavity for services
- Hardie™ Smart ZeroLot™ Wall System panel
- Hardie™ Weather Barrier
- 90mm timber stud wall
- 60mm Hardie™ Fire Insulation
- Hardie™ internal lining (6mm or thicker)
- 25mm cavity



Main Components Supplied by James Hardie

Hardie™ Fire Insulation

Product Code	Dimensions (mm)	Material R-value (m ² .K/w)	Pieces per Pack	Weight (Kg)	Coverage per Pack (m ²)	Foil Laminate	Stud Spacing (mm)
305903	560x1160x60	1.7	7	23.2	5.1	Yes	600
305902	420x1160x60	1.7	7	17.4	3.8	Yes	450
305909	420x1310x60	1.7	7	19.8	4.3	Yes	450

Hardie™ Smart ZeroLot™ Wall System

Product Code	Length (mm)	Width (mm)	Thickness (mm)	Weight per Unit ^o (kg)	Coverage per Panel (m ²)
404880	3,000	1,200	8.5	47	3.6

Hardie™ Weather Barrier

Refer to pages 34-35 of this document.

Villaboard™ Lining 6mm

Refer to pages 38-39 of this document.

Hardie™ Smart ZeroLot™ Wall System Accessories



305886

Hardie™ Aluminium Step Flashing 3600mm

A reversible aluminium flashing designed to be used at floor junctions and horizontal joints of Hardie™ Smart ZeroLot™ Wall System panels.

Length: 3,600mm

Selling Unit: 4 per pack



304560

Hardie™ 50mm Foam Back Sealing Tape 25m roll

A self-adhesive foam tape to help improve water tightness. It is applied under sheet joins to the vapour permeable membrane along the stud face.

Length: 25 metres long roll

Selling Unit: 1 each

Notes:

All dimensions and masses provided are approximate only and subject to manufacturing tolerances. Products are to be installed in accordance with the relevant and current Product Installation Guide and Technical Documentation. For information relating to installation, best practices, warnings and warranties visit www.jameshardie.com.au or phone us on 13 11 03.

Key:
^{*} Compared to a standard 230mm thick brick veneer wall. ^{*}Refer to the relevant Hardie™ Smart Fire & Acoustic Wall Systems Design Guide for further information. ^o Depending on wall configuration. ^o Excludes pallet, glut and packaging.

Intertenancy Wall System

Hardie™ Intertenancy Wall System is a fire and acoustic rated common wall solution designed for Class 1 & 10a timber framed buildings. It's a high performance, efficient lightweight wall system with a single layer that is up to 30% faster to install than other comparable commonly available fire and acoustic rated wall systems.

Hardie™ Intertenancy Wall System is up to 18% more compact;[#] than traditional common wall systems - delivering significant increases in usable living space and increased land yield.

Application(s):

- Class 1 & 10a timber framed buildings.
- Designed for common walls between tenancies in multi-residential developments, townhouses and terraces requiring semi-detached construction.

System Performance[†]:



FRL 60/60/60
TWO WAY



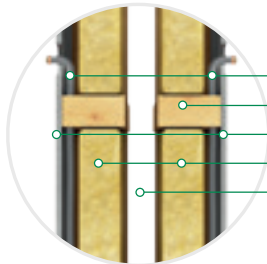
Rw + Ctr >50



R 4.2



4.0 - 10 kN/m



30mm cavity for services

90mm timber stud wall

9mm Villaboard™ Lining

60mm Hardie™ Fire Insulation

25mm cavity

Main Components Supplied by James Hardie

Hardie™ Fire Insulation

Product Code	Dimensions (mm)	Material R-value (m ² .K/w)	Pieces per Pack	Weight (Kg)	Coverage per Pack (m ²)	Foil Laminate	Stud Spacing (mm)
305903	560x1160x60	1.7	7	23.2	5.1	Yes	600
305902	420x1160x60	1.7	7	17.4	3.8	Yes	450
305909	420x1310x60	1.7	7	19.8	4.3	Yes	450

Villaboard™ Lining 9mm

Refer to pages 38-39 of this document.

Notes:

All dimensions and masses provided are approximate only and subject to manufacturing tolerances. Products are to be installed in accordance with the relevant and current Product Installation Guide and Technical Documentation. For information relating to installation, best practices, warnings and warranties visit www.jameshardie.com.au or phone us on 13 11 03.

Key:

* Compared to commonly available plasterboard shaftliner systems with a 90mm twin timber frame and with similar performance levels to Hardie™ Intertency Wall System. * Refer to the relevant Hardie™ Smart Fire & Acoustic Wall Systems Design Guide for further information.

Blade Wall System

Hardie™ Blade Wall System is a versatile and high performance fire-rated wall system. Its single layer design makes it the perfect solution to separate dwellings in cantilevering balconies and ground wall extensions.

Hardie™ Blade Wall System is highly compact; with a wall thickness starting as low as 102mm, it delivers significant savings in outdoor living space compared to other wall systems. Perfect for tight spaces and narrow sites.

Application(s):

- Designed for timber-framed buildings where external separating walls require a Fire Resistance Level (FRL) of up to 1 hour.



System Performance*:



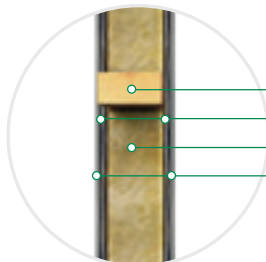
FRL 60/60/60



Rw 47



4.0 - 10 kN/m



90mm timber stud

Hardie™ Weather Barrier

85mm Hardie™ Fire Insulation

Hardie™ external cladding (6mm or thicker)

Main Components Supplied by James Hardie

Hardie™ Fire Insulation

Product Code	Dimensions (mm)	Material R-value (m ² .K/w)	Pieces per Pack	Weight (Kg)	Coverage per Pack (m ²)	Foil Laminate	Stud Spacing (mm)
305790	560x1160x85	2.5	5	23.5	3.6	No	600
305791	420x1160x85	2.5	5	17.6	2.7	No	450

Hardie™ external cladding (6mm or thicker)

Refer to the relevant external cladding product page(s) within this document.

Hardie™ Weather Barrier

Refer to pages 34-35 of this document.

Notes:

All dimensions and masses provided are approximate only and subject to manufacturing tolerances. Products are to be installed in accordance with the relevant and current Product Installation Guide and Technical Documentation. For information relating to installation, best practices, warnings and warranties visit www.jameshardie.com.au or phone us on 13 11 03.

Key:

* Refer to the relevant Hardie™ Smart Fire & Acoustic Wall Systems Design Guide for further information.

Aged Care Wall System

Exteriors

Commercial

Interiors

Outdoors


Other

Hardie™ Aged Care Wall System is a fire and acoustic rated common wall solution designed for Class 9c buildings. It's a high performance, lightweight system that is faster to install than other commonly available comparable wall systems due to its single layer design.

Hardie™ Aged Care Wall System is up to 12% more compact⁺⁺; delivering significant increases in usable living space and increased land yield.

Application(s):

- Designed for separating walls between sole occupancies in class 9c buildings; requiring a Fire Resistance Level (FRL) of up to 1 hour and an acoustic rating $R_w \leq 45"$.



System Performance[±]:



FRL 60/60/60



R_w 47



R 2.7



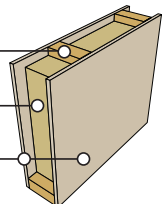
4.0 - 10 kN/m



90mm timber stud wall

Hardie™ Fire Insulation

Hardie™ internal lining (table 1)



Main Components Supplied by James Hardie

Hardie™ Fire Insulation

Product Code	Dimensions (mm)	Material R-value (m ² .K/w)	Pieces per Pack	Weight (Kg)	Coverage per Pack (m ²)	Foil Laminate	Stud Spacing (mm)
305790	560x1160x85	2.5	5	23.5	3.6	No	600
305791	420x1160x85	2.5	5	17.6	2.7	No	450

Villaboard™ Lining (6, 9 or 12mm)

Refer to pages 38-39 of this document.

Versilux™ Lining (6 or 9mm)

Refer to pages 40-41 of this document.

Hardie™ Groove Lining

Refer to pages 42-43 of this document.

Notes:

All dimensions and masses provided are approximate only and subject to manufacturing tolerances. Products are to be installed in accordance with the relevant and current Product Installation Guide and Technical Documentation. For information relating to installation, best practices, warnings and warranties visit www.jameshardie.com.au or phone us on 13 11 03.

Key:

** Where discontinuous construction is required (e.g. a wall separating a sole-occupancy unit from a kitchen or laundry), a twin timber frame of 90mm with a discontinuous cavity of 25mm frame must be used in lieu of single 90mm timber frame. ** Compared to standard plasterboard systems with a 90mm timber frame with similar acoustic and fire performance levels. * Refer to the relevant Hardie™ Smart Fire & Acoustic Wall Systems Design Guide for further information.

Help homeowners get their dream home with a clear decision about the look they want.



It can be tricky talking design with a homeowner who is not a designer or a building professional. Yet they are the most qualified person to talk about the lifestyle they want from their home. Research by James Hardie shows that sharing images and using vision boards results in homeowners being twice as likely to love the look of their finished home. Download the Modern and Hamptons look book to use as helpful image-based selection tools.



1. [Scandi Barn Look](#)



2. [Mid-Century Modern Look](#)



3. [Box Modern Look](#)



4. [Mixed Cladding Look](#)



5. [Modern Coastal Look](#)



Scan here to download the Modern Home Look Book



1. [Traditional Hamptons Look](#)



3. [Contemporary Hamptons Look](#)



2. [Australian Hamptons Look](#)



Scan here to download the Hamptons Home Look Book

Follow us @ JamesHardieAU on





For information and advice
Call 13 11 03
Visit jameshardie.com.au
Scan QR code

Rev 1

Australia November 2021

© 2021 James Hardie Australia Pty Ltd ABN 12 084 558

™ and ® denote a trademark or registered mark owned by James Hardie Technology Ltd.

Refer to the current product installation guide for a full list of accessories including those not supplied by James Hardie.

Australasia EPD, COLORBOND® and Sable™ are trademarks or registered trademarks of their respected owners.

For information relating to installation, best practices, warnings, and warranties visit www.jameshardie.com.au or phone us on 13 11 03.

